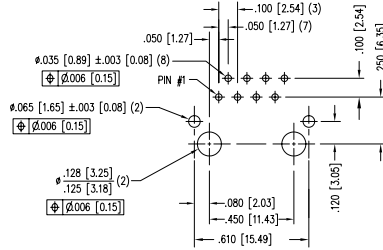
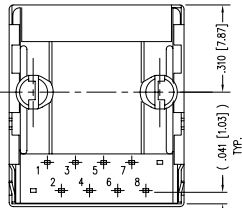
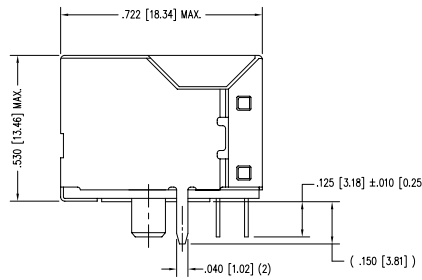
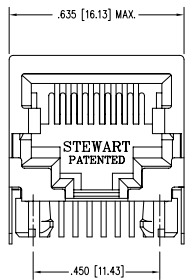


DATE	REV	ECN	APP'D. BY
1-10-06	C4	7432	TRM



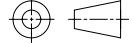
P.C.B. RECOMMENDED HOLE LAYOUT
SEEN FROM COMPONENT SIDE
ALL CENTERLINE DIMENSIONS ARE BASIC.



- NOTES:
- CONNECTOR MATERIALS:
HOUSING: THERMOPLASTIC UL94 V-0
CONTACTS/SHEILD: COPPER ALLOY
SHEILD PLATING: NICKEL OR TIN
CONTACT PLATING: SELECTIVE GOLD IN CONTACT AREA
SEE CHART FOR PART NUMBER
 - TOLERANCES COMPLY WITH F.C.C. DIMENSION REQUIREMENTS.
 - FOR PRODUCT SPECIFICATION SEE PR022-01

50 MICRO-INCHES [1.27um]	SS-640810S-A-NF-A75
30 MICRO-INCHES [0.76um]	SS-640810S-A-NF-A111
CONTACT PLATING IN MATING AREA	PART NUMBER

THIRD ANGLE PROJECTION



DO NOT SCALE DRAWING
DRAWING IS SUBJECT TO
CHANGE WITHOUT NOTICE
DIMENSIONS: INCHES [METRIC]
UNLESS OTHERWISE SPECIFIED
TOLERANCES ARE ±.005 [0.13]
ANGLES ARE ± 1°
SHEET NO. 1 OF 1

Bel Stewart Connector

11118 Susquehanna Trail South
Glen Rock, PA 17327-9199
(717) 235-7512 Fax: (717) 235-7954 <http://www.stewartconnector.com>

TITLE: EIGHT CONTACT, TEN POSITION, SHIELDED SHORT VERSION JACK
NON-FLANGED

DRN BY: SAR	DATE 2-7-03
APP'D BY: RGC	DATE 2-25-03
DWG NO. CT650006	REV. C4

AutoCAD

REV. 7/5/03