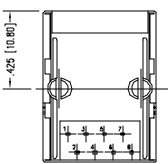
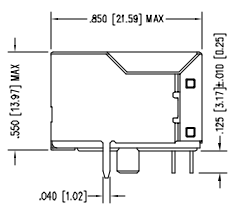
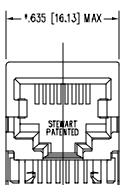



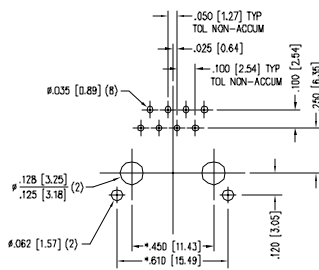
2

1

DATE	REV	EON	APP'D. BY
2/2/06	A3	7457	JM



PIN POSITION LAYOUT IS IDENTICAL TO STANDARD JACKS

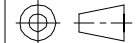


P.C.B. RECOMMENDED HOLE LAYOUT SEEN FROM COMPONENT SIDE TOLERANCE  $\pm .003$  [0.08] UNLESS OTHERWISE SPECIFIED

- NOTES:
- CONNECTOR MATERIALS:  
HOUSING: THERMOPLASTIC UL94 V-0  
CONTACTS/SHIELD: COPPER ALLOY  
SHIELD PLATING: NICKEL OR TIN  
CONTACT PLATING: SELECTIVE GOLD IN CONTACT AREA SEE CHART FOR PART NUMBER
  - FOR PRODUCT SPECIFICATIONS SEE PRO22-01.
  - TOLERANCES COMPLY WITH F.C.C. DIMENSION REQUIREMENTS.
  - THE SUGGESTED PANEL OPENING IS INTENDED TO GIVE USER THE ABILITY TO HAVE REASONABLE JACK/PANEL CLEARANCES, YET MAINTAIN GROUNDING CAPABILITY. THESE VARIABLES CAN BE ADJUSTED IN EITHER DIRECTION BUT MAY CARRY SOME CONSEQUENCES IN THE FORM OF LOWER MATING FORCES OR TIGHTER ASSEMBLY TOLERANCES.

50 MICRO-INCHES [1.27um]	SS-7188S-A-NF-1-50
30 MICRO-INCHES [0.76um]	SS-7188S-A-NF-1
CONTACT PLATING IN MATING AREA	PART NUMBER

THIRD ANGLE PROJECTION



DO NOT SCALE DRAWING  
DRAWING IS SUBJECT TO CHANGE WITHOUT NOTICE  
DIMENSIONS: INCHES [METRIC]  
UNLESS OTHERWISE SPECIFIED TOLERANCES ARE  $\pm .005$  [0.13] ANGLES ARE  $\pm 1^\circ$   
SHEET NO. 1 OF 1

## Bel Stewart Connector

1118 Susquehanna Trail South  
Glen Rock, PA 17327-9199  
(717) 235-7512 Fax: (717) 235-7954 <http://www.stewartconnector.com>

TITLE: EIGHT CONTACT, EIGHT POSITION, SHIELDED JACK NON-FLANGED, ALTERNATE SOLDER TAIL

DRN BY:	KRL	DATE:	2/2/06
APP'D BY:	JM	DATE:	2-3-06
DWG NO.:	CT710065	REV:	A3

AutoCAD

REV. 6/15/05

2

1