

B

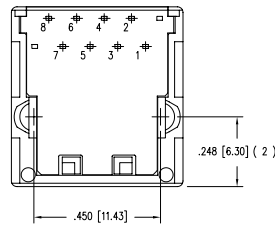
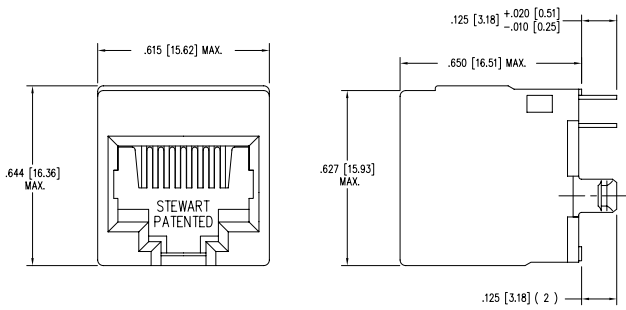
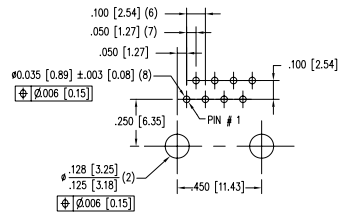
A

REV. 3/25/03

2

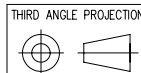
1

DATE	REV	ECN	APP'D. BY
4/7/03	A1	-	-
11-18-05	A2	7390	TRM
1-13-06	A3	7438	JM



- NOTES:
- CONNECTOR MATERIALS:
HOUSING: THERMOPLASTIC UL94 V-0
CONTACTS: COPPER ALLOY
CONTACT PLATING: SELECTIVE GOLD IN CONTACT AREA
SEE CHART FOR PART NUMBER
 - FOR PRODUCT SPECIFICATION SEE PRO26-01.
 - TOLERANCES COMPLY WITH F.C.C. DIMENSION REQUIREMENTS.

30 MICRO-INCHES [0.76um]	SS-650810-A-NF-A01
CONTACT PLATING IN MATING AREA	PART NUMBER



DO NOT SCALE DRAWING
DRAWING IS SUBJECT TO CHANGE WITHOUT NOTICE
DIMENSIONS: INCHES (METRIC)
UNLESS OTHERWISE SPECIFIED
TOLERANCES ARE ±.005 [0.13]
ANGLES ARE ± 1°
SHEET NO. 1 OF 1



Bel Stewart Connector

11118 Susquehanna Trail South
Glen Rock, PA 17327-9199
(717) 235-7512 Fax: (717) 235-7954 <http://www.stewartconnector.com>

TITLE: EIGHT CONTACT TEN POSITION VERTICAL MOUNT UNSHIELDED JACK, NON-FLANGE, COLOR: WHITE

DRN BY: DAB	DATE: 4-7-03
APP'D BY: RGC	DATE: 5-2-03
DWG NO. CT650121	REV. A3

AutoCAD

2

1