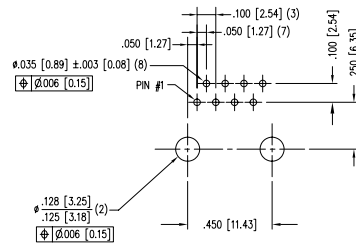


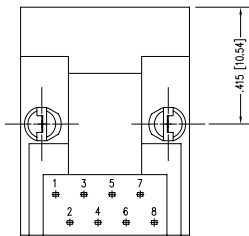
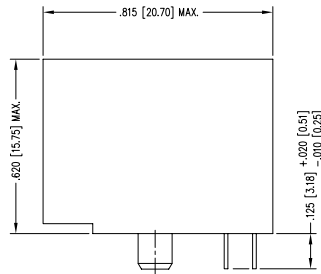
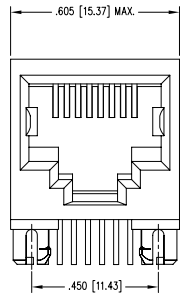
DATE	REV	ECN	APP'D. BY
02-06-03	A1	5812	RGC
7-15-05	B0	7119	DG
11-11-05	B1	7375	TRM



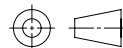
P.C.B. RECOMMENDED HOLE LAYOUT
SEEN FROM COMPONENT SIDE
ALL CENTERLINE DIMENSIONS ARE BASIC.

- NOTES:
- CONNECTOR MATERIALS:
HOUSING: THERMOPLASTIC UL94 V-0
CONTACTS: COPPER ALLOY
CONTACT PLATING: SELECTIVE GOLD IN CONTACT AREA
SEE CHART FOR PART NUMBER
 - FOR PRODUCT SPECIFICATION SEE PRO22-01
 - TOLERANCES COMPLY WITH F.C.C. DIMENSION REQUIREMENTS.

50 MICRO-INCHES [1.27um]	SS-6388-NF-50
30 MICRO-INCHES [0.76um]	SS-6388-NF
CONTACT PLATING IN MATING AREA	PART NUMBER



THIRD ANGLE PROJECTION



DO NOT SCALE DRAWING
DRAWING IS SUBJECT TO
CHANGE WITHOUT NOTICE

DIMENSIONS: INCHES (METRIC)
UNLESS OTHERWISE SPECIFIED
TOLERANCES ARE ±.005 [0.13]
ANGLES ARE ± 1°

SHEET NO. 1 OF 1



Bel Stewart Connector

11118 Susquehanna Trail South
Glen Rock, PA 17327-9199
(717) 235-7512 Fax: (717) 235-7954

TITLE: EIGHT CONTACT, EIGHT POSITION UNSHIELDED JACK
NON-FLANGE

DRN BY: SAR	DATE: 2-6-03
APP'D BY: RGC	DATE: 2-24-03
DWG NO. CT630019	REV: B1

AutoCAD