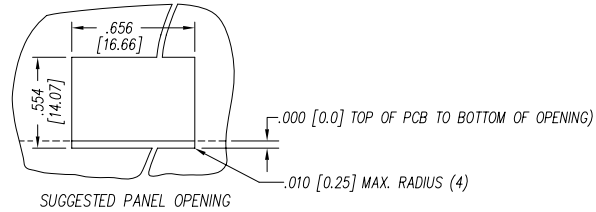
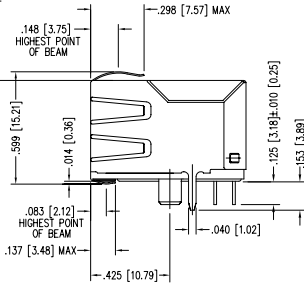
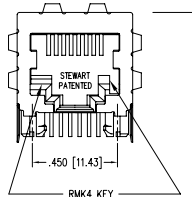
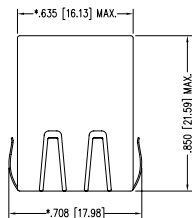
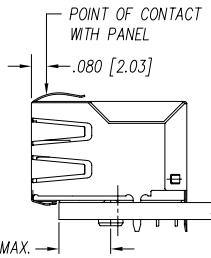
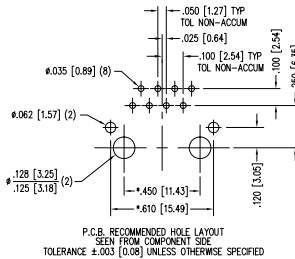


DATE	REV	ECN	APP'D. BY
1/30/06	A1	7455	JM
11-22-06	A2	7839	TRM
5-11-09	A3	8733	TRM

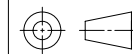


- NOTES:
- CONNECTOR MATERIALS:  
HOUSING: THERMOPLASTIC UL94 V-0  
CONTACTS/SHIELD: COPPER ALLOY  
SHIELD PLATING: NICKEL OR TIN  
CONTACT PLATING: SELECTIVE GOLD IN CONTACT AREA  
SEE CHART FOR PART NUMBER
  - FOR PRODUCT SPECIFICATIONS SEE PRO22-01.
  - TOLERANCES COMPLY WITH F.C.C. DIMENSION REQUIREMENTS.
  - THE SUGGESTED PANEL OPENING IS INTENDED TO GIVE USER THE ABILITY TO HAVE REASONABLE JACK/PANEL CLEARANCES, YET MAINTAIN GROUNDING CAPABILITY. THESE VARIABLES CAN BE ADJUSTED IN EITHER DIRECTION BUT MAY CARRY SOME CONSEQUENCES IN THE FORM OF LOWER MATING FORCES OR TIGHTER ASSEMBLY TOLERANCES.



30 MICRO-INCHES [0.76um]	SS-6488S-A-PG4-BA-RMK4
CONTACT PLATING IN MATING AREA	PART NUMBER

THIRD ANGLE PROJECTION



DO NOT SCALE DRAWING  
DRAWING IS SUBJECT TO CHANGE WITHOUT NOTICE  
UNLESS OTHERWISE SPECIFIED  
DIMENSIONS: INCHES [METRIC]  
TOLERANCES ARE ±.005 [0.13]  
ANGLES ARE ± 1°

SHEET NO. 1 OF 1



## Bel Stewart Connector

11118 Susquehanna Trail South  
Glen Rock, PA 17327-9199  
(717) 235-7512 Fax: (717) 235-7954 <http://www.stewartconnector.com>

TITLE: EIGHT POSITION, EIGHT CONTACT JACK  
EMI-RFI ONE PIECE SHIELDED, ESD GROUNDED

THIS DRAWING AND THE SUBJECT MATTER SHOWN THEREON ARE CONFIDENTIAL AND THE PROPRIETARY PROPERTY OF BEL STEWART CONNECTOR AND SHALL NOT BE REPRODUCED, COPIED, OR USED IN ANY MANNER WITHOUT PRIOR WRITTEN CONSENT OF BEL STEWART CONNECTOR. THE SUBJECT MATTER MAY BE PATENTED OR A PATENT MAY BE PENDING.

DRN BY:	TRM	DATE	7-13-01
APP'D BY:	TRM	DATE	7-13-01
DWG NO.	CT640274	REV.	A3

AutoCAD

REV. 6/3/05