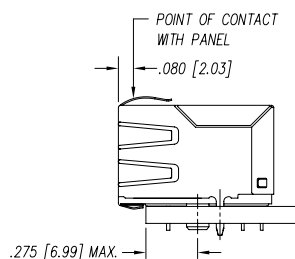
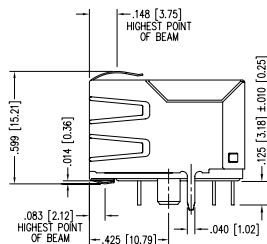
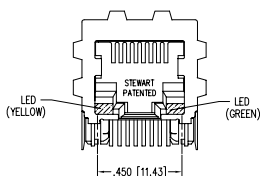
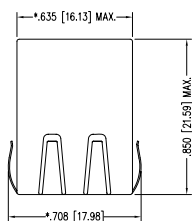


2

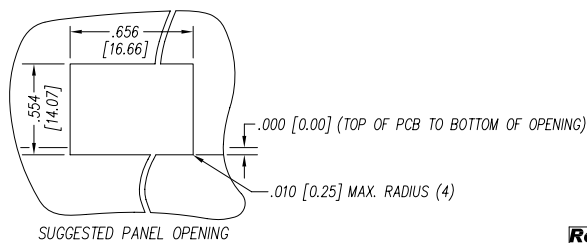
1

| DATE     | REV | ECN  | APP'D. BY |
|----------|-----|------|-----------|
| 2/3/06   | A0  | 7459 | JM        |
| 10-23-09 | A1  | 8850 | TRM       |
|          |     |      |           |
|          |     |      |           |

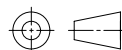


- NOTES:
- CONNECTOR MATERIALS:  
HOUSING: THERMOPLASTIC UL94 V-0  
CONTACTS/SHIELD: COPPER ALLOY  
SHIELD PLATING: NICKEL OR TIN  
CONTACT PLATING: SELECTIVE GOLD IN CONTACT AREA  
SEE CHART FOR PART NUMBER
  - FOR PRODUCT SPECIFICATIONS SEE PRO22-01.
  - TOLERANCES COMPLY WITH F.C.C. DIMENSION REQUIREMENTS.
  - THE SUGGESTED PANEL OPENING IS INTENDED TO GIVE USER THE ABILITY TO HAVE REASONABLE JACK/PANEL CLEARANCES, YET MAINTAIN GROUNDING CAPABILITY. THESE VARIABLES CAN BE ADJUSTED IN EITHER DIRECTION BUT MAY CARRY SOME CONSEQUENCES IN THE FORM OF LOWER MATING FORCES OR TIGHTER ASSEMBLY TOLERANCES.

|                                |                         |
|--------------------------------|-------------------------|
| 50 MICRO-INCHES [1.27um]       | SS-7488SC5-YG-PG4-BA-50 |
| 30 MICRO-INCHES [0.76um]       | SS-7488SC5-YG-PG4-BA    |
| CONTACT PLATING IN MATING AREA | PART NUMBER             |



THIRD ANGLE PROJECTION



DO NOT SCALE DRAWING  
DRAWING IS SUBJECT TO CHANGE WITHOUT NOTICE

DIMENSIONS: INCHES [METRIC]  
UNLESS OTHERWISE SPECIFIED  
TOLERANCES ARE ±.005 [0.13]  
ANGLES ARE ± 1°

SHEET NO. 1 OF 2



# Bel Stewart Connector

11118 Susquehanna Trail South  
Glen Rock, PA 17327-9199  
(717) 235-7512 Fax: (717) 235-7954 <http://www.stewartconnector.com>

TITLE: EMI-RFI ONE PIECE SHIELDED, ESD GROUNDED  
SINGLE PORT CAT 5 LED JACK

THIS DRAWING AND THE SUBJECT MATTER SHOWN THEREON ARE CONFIDENTIAL AND THE PROPRIETARY PROPERTY OF BEL STEWART CONNECTOR AND SHALL NOT BE REPRODUCED, COPIED, OR USED IN ANY MANNER WITHOUT PRIOR WRITTEN CONSENT OF BEL STEWART CONNECTOR. THE SUBJECT MATTER MAY BE PATENTED OR A PATENT MAY BE PENDING.

|                  |              |
|------------------|--------------|
| DRN BY: TRM      | DATE: 2-7-01 |
| APP'D BY: TRM    | DATE: 2-7-01 |
| DWG NO. CT740064 | REV. A1      |

2

1

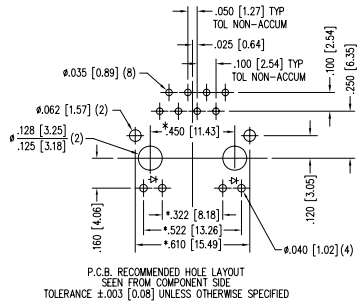
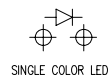
AutoCAD

REV. 6/3/05

| LED SPECIFICATIONS |                         |                         |                   |            |                           |       |
|--------------------|-------------------------|-------------------------|-------------------|------------|---------------------------|-------|
| STANDARD LED       | * FORWARD VOLTAGE (MAX) | * FORWARD VOLTAGE (TYP) | POWER DISSIPATION | WAVELENGTH | LUMINOUS INTENSITY @ 10mA |       |
|                    |                         |                         |                   |            | MIN                       | MAX   |
| YELLOW DIFFUSED    | 2.5 V                   | 2.1 V                   | 105 mW            | 590 nm     | 2 MCD                     | 8 MCD |
| GREEN DIFFUSED     | 2.6 V                   | 2.25 V                  | 105 mW            | 555 nm     | 2 MCD                     | 8 MCD |

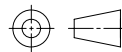
\* WITH A FORWARD CURRENT OF 20 mA

LED POLARITY  
(ENLARGED VIEW)



|                                   |                         |
|-----------------------------------|-------------------------|
| 50 MICRO-INCHES [1.27um]          | SS-7488SC5-YG-PG4-BA-50 |
| 30 MICRO-INCHES [0.76um]          | SS-7488SC5-YG-PG4-BA    |
| CONTACT PLATING<br>IN MATING AREA | PART NUMBER             |

THIRD ANGLE PROJECTION



DO NOT SCALE DRAWING

DRAWING IS SUBJECT TO CHANGE WITHOUT NOTICE

DIMENSIONS: INCHES [METRIC]

UNLESS OTHERWISE SPECIFIED  
TOLERANCES ARE ±.005 [0.13]  
ANGLES ARE ± 1°

SHEET NO. 2 OF 2



Bel Stewart Connector

11118 Susquehanna Trail South  
Glen Rock, PA 17327-9199  
(717) 235-7512 Fax: (717) 235-7954 <http://www.stewartconnector.com>

|  |  |                  |              |
|--|--|------------------|--------------|
| TITLE: EMI-RFI ONE PIECE SHIELDED, ESD GROUNDED<br>SINGLE PORT CAT 5 LED JACK  |  | DRN BY: TRM      | DATE: 2-7-01 |
| THIS DRAWING AND THE SUBJECT MATTER SHOWN THEREON ARE CONFIDENTIAL AND THE PROPRIETARY PROPERTY OF BEL STEWART CONNECTOR AND SHALL NOT BE REPRODUCED, COPIED, OR USED IN ANY MANNER WITHOUT PRIOR WRITTEN CONSENT OF BEL STEWART CONNECTOR. THE SUBJECT MATTER MAY BE PATENTED OR A PATENT MAY BE PENDING. |  | APPD BY: TRM     | DATE: 2-7-01 |
|  |  | DWG NO. CT740064 | REV. A1      |

AutoCAD

REV. 6/3/05