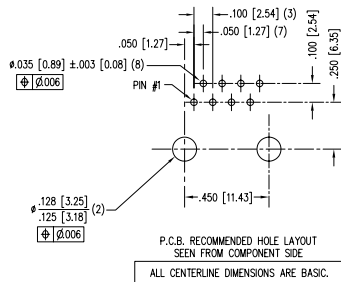
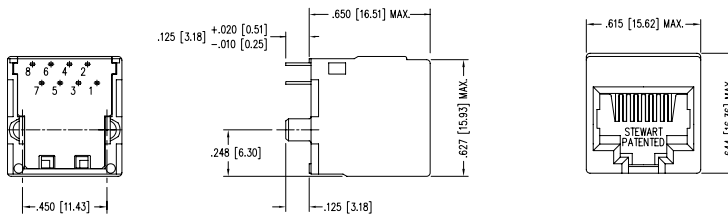


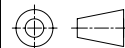
DATE	REV	ECN	APP'D. BY
03-01-05	A0	-	-
1-16-06	A1	7436	JM



- NOTES:
- CONNECTOR MATERIALS:
HOUSING: THERMOPLASTIC UL94 V-0
CONTACTS: COPPER ALLOY
CONTACT PLATING: SELECTIVE GOLD IN CONTACT AREA
SEE CHART FOR PART NUMBER
 - FOR PRODUCT SPECIFICATION SEE PRO26-01
 - TOLERANCES COMPLY WITH F.C.C. DIMENSION REQUIREMENTS.
 - PRODUCT DESIGNED FOR CATEGORY 5 APPLICATIONS.

50 MICRO-INCHES [1.27um]	SS71800-023F
30 MICRO-INCHES [0.76um]	SS71800-022F
CONTACT PLATING IN MATING AREA	PART NUMBER

THIRD ANGLE PROJECTION



DO NOT SCALE DRAWING
DRAWING IS SUBJECT TO
CHANGE WITHOUT NOTICE

DIMENSIONS: INCHES [METRIC]
UNLESS OTHERWISE SPECIFIED
TOLERANCES ARE ±.005 [0.13]
ANGLES ARE ± 1°

SHEET NO. 1 OF 1



Bel Stewart Connector

11118 Susquehanna Trail South
Glen Rock, PA 17327-9199
(717) 235-7512 Fax: (717) 235-7954 <http://www.stewartconnector.com>

TITLE: EIGHT CONTACT, EIGHT POSITION VERTICAL MOUNT UNSHIELDED JACK, NON-FLANGE	DRN BY: RVO	DATE: 03-01-05
THIS DRAWING AND THE SUBJECT MATTER SHOWN THEREON ARE CONFIDENTIAL AND THE PROPRIETARY PROPERTY OF BEL STEWART CONNECTOR AND SHALL NOT BE REPRODUCED, COPIED, OR USED IN ANY MANNER WITHOUT PRIOR WRITTEN CONSENT OF BEL STEWART CONNECTOR. THE SUBJECT MATTER MAY BE PATENTED OR A PATENT MAY BE PENDING.	CHK BY: DHG	DATE: 03-02-05
	APP'D BY: RGC	DATE: 03-02-05
DWG NO. CT710021F	REV. A1	

AutoCAD

REV. 7/5/03