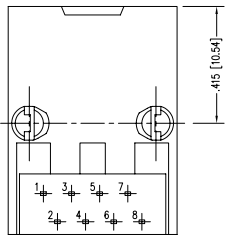
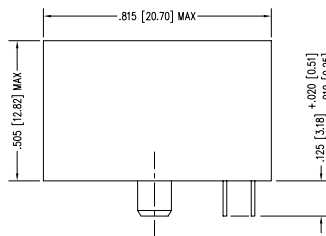
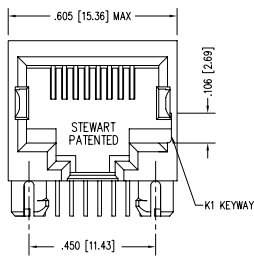
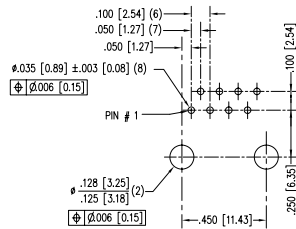


DATE	REV	ECN	APP'D. BY
10-14-05	A2	7344	TRM
01-26-06	A3	7467	JM



PIN POSITION LAYOUT IS IDENTICAL TO STANDARD JACKS



P.C.B. RECOMMENDED HOLE LAYOUT SEEN FROM COMPONENT SIDE

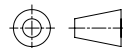
ALL CENTERLINE DIMENSIONS ARE BASIC

NOTES:

- CONNECTOR MATERIALS:  
HOUSING: THERMOPLASTIC UL94 V-0  
CONTACTS/SHIELD: COPPER ALLOY  
SHIELD PLATING: NICKEL  
CONTACT PLATING: SELECTIVE GOLD IN CONTACT AREA  
SEE CHART FOR PART NUMBER
- FOR PRODUCT SPECIFICATIONS SEE PRO22-01.
- TOLERANCES COMPLY WITH F.C.C. DIMENSION REQUIREMENTS.

30 MICRO-INCHES [0.76um]	SS-7188-NF-K1
CONTACT PLATING IN MATING AREA	PART NUMBER

THIRD ANGLE PROJECTION



DO NOT SCALE DRAWING  
DRAWING IS SUBJECT TO CHANGE WITHOUT NOTICE  
DIMENSIONS: INCHES (METRIC)  
UNLESS OTHERWISE SPECIFIED TOLERANCES ARE  $\pm .005 [0.13]$   
ANGLES ARE  $\pm 1^\circ$   
SHEET NO. 1 OF 1



## Bel Stewart Connector

11118 Susquehanna Trail South  
Glen Rock, PA 17327-9199  
(717) 235-7512 Fax: (717) 235-7954 <http://www.stewartconnector.com>

TITLE: EIGHT CONTACT, EIGHT POSITION UNSHIELDED CAT 5 JACK  
NON-FLANGE WITH K-1 KEY OPTION

DRN BY: SHE	DATE: 10-14-05
APP'D BY: DANNY	DATE: 10-14-05
DWG NO. CT710003	REV. A3

AutoCAD

REV. 7/3/03