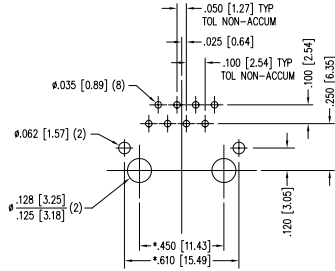
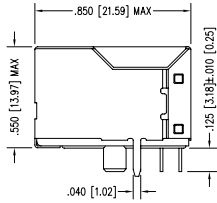
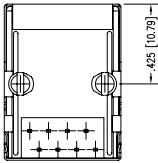
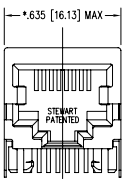



| DATE    | REV | ECN  | APP'D. BY |
|---------|-----|------|-----------|
| 1/24/06 | B5  | 7448 | JM        |
| 4-28-08 | B6  | 8413 | TRM       |
|         |     |      |           |
|         |     |      |           |

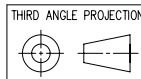


P.C.B. RECOMMENDED HOLE LAYOUT  
 SEEN FROM COMPONENT SIDE  
 TOLERANCE ±.003 [0.08] UNLESS OTHERWISE SPECIFIED

NOTES:

- CONNECTOR MATERIALS:  
 HOUSING: THERMOPLASTIC UL94 V-0  
 CONTACTS/SHIELD: COPPER ALLOY  
 SHIELD PLATING: NICKEL OR TIN  
 CONTACT PLATING: SELECTIVE GOLD IN CONTACT AREA  
 SEE CHART FOR PART NUMBER
- FOR PRODUCT SPECIFICATIONS SEE PRO22-01.
- TOLERANCES COMPLY WITH F.C.C. DIMENSION REQUIREMENTS.
- THE SUGGESTED PANEL OPENING IS INTENDED TO GIVE USER THE ABILITY TO HAVE REASONABLE JACK/PANEL CLEARANCES, YET MAINTAIN GROUNDING CAPABILITY. THESE VARIABLES CAN BE ADJUSTED IN EITHER DIRECTION BUT MAY CARRY SOME CONSEQUENCES IN THE FORM OF LOWER MATING FORCES OR TIGHTER ASSEMBLY TOLERANCES.

|                                   |                  |
|-----------------------------------|------------------|
| 50 MICRO-INCHES [1.27um]          | SS-6488S-A-NF-50 |
| CONTACT PLATING<br>IN MATING AREA | PART NUMBER      |



DO NOT SCALE DRAWING  
 DRAWING IS SUBJECT TO CHANGE WITHOUT NOTICE  
 DIMENSIONS: INCHES (METRIC)  
 UNLESS OTHERWISE SPECIFIED  
 TOLERANCES ARE ±.005 [0.13]  
 ANGLES ARE ± 1°  
 SHEET NO. 1 OF 1



## Bel Stewart Connector

11118 Susquehanna Trail South  
 Glen Rock, PA 17327-9199  
 (717) 235-7512 Fax: (717) 235-7954 <http://www.stewartconnector.com>

TITLE: EIGHT CONTACT, EIGHT POSITION, SHIELDED JACK, NON-FLANGED

|                  |               |
|------------------|---------------|
| DRN BY: KRL      | DATE: 1/24/06 |
| APP'D BY: JM     | DATE: 1-26-06 |
| DWG NO. CT640098 | REV B6        |

AutoCAD

REV. 6/3/05