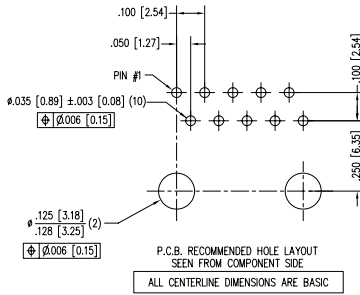
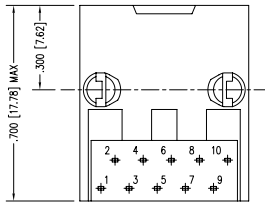
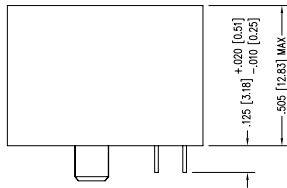
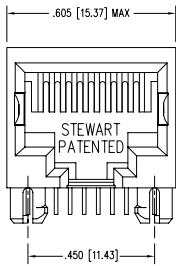


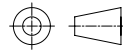
DATE	REV	ECN	APP'D. BY
11-4-05	A0	7369	TRM
11-18-05	A1	7388	TRM
1-26-06	A2	7467	JM



- NOTES:
- CONNECTOR MATERIALS:
HOUSING: THERMOPLASTIC UL94 V-0
CONTACTS: COPPER ALLOY
CONTACT PLATING: SELECTIVE GOLD IN CONTACT AREA
SEE CHART FOR PART NUMBER
 - FOR PRODUCT SPECIFICATIONS SEE PRO22-01.
 - TOLERANCES COMPLY WITH F.C.C. DIMENSION REQUIREMENTS.

30 MICRO-INCHES [0.76um]	SS-641010-NF-A432
CONTACT PLATING IN MATING AREA	PART NUMBER

THIRD ANGLE PROJECTION



DO NOT SCALE DRAWING
DRAWING IS SUBJECT TO
CHANGE WITHOUT NOTICE
DIMENSIONS: INCHES (METRIC)
UNLESS OTHERWISE SPECIFIED
TOLERANCES ARE ±.005 [0.13]
ANGLES ARE ± 1°

Bel Stewart Connector
11118 Susquehanna Trail South
Glen Rock, PA 17327-9199
(717) 235-7512 Fax: (717) 235-7954 <http://www.stewartconnector.com>
TITLE: TEN CONTACT, TEN POSITION, SHORT VERSION JACK



DRN BY: JAF	DATE: 11-4-05
APPD BY: TRM	DATE: 11-7-05
DWG NO. CT640243	REV. A2

SHEET NO. 1 OF 1

AutoCAD

REV. 6/3/05