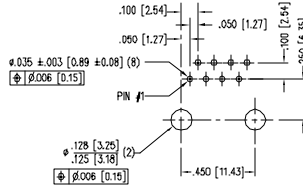
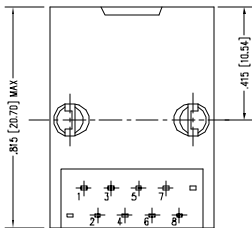
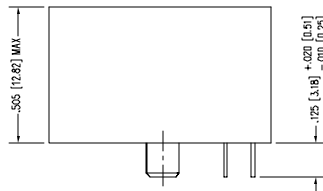
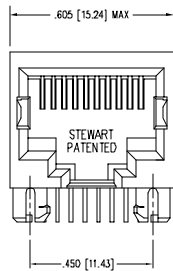


DATE	REV	ECN	APP'D. BY
10-17-05	A2	7346	TRM
2-1-06	A3	7484	JM

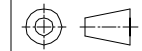


P.C.B. RECOMMENDED HOLE LAYOUT
SEEN FROM COMPONENT SIDE
ALL CENTERLINE DIMENSIONS ARE BASIC.

- NOTES:
- CONNECTOR MATERIALS:
HOUSING: THERMOPLASTIC UL94 V-0
CONTACTS: COPPER ALLOY
CONTACT PLATING: SELECTIVE GOLD IN CONTACT AREA
SEE CHART FOR PART NUMBER
 - TOLERANCES COMPLY WITH F.C.C. DIMENSION REQUIREMENTS.
 - FOR PRODUCT SPECIFICATIONS SEE PRO22-01

30 MICRO-INCHES [0.76um]	SS-640810-NF
CONTACT PLATING IN MATING AREA	PART NUMBER

THIRD ANGLE PROJECTION



DO NOT SCALE DRAWING
DRAWING IS SUBJECT TO
CHANGE WITHOUT NOTICE.
DIMENSIONS: INCHES [METRIC]
UNLESS OTHERWISE SPECIFIED
TOLERANCES ARE ±.005 [0.13]
ANGLES ARE ± 1°

SHEET NO. 1 OF 1

Bel Stewart Connector

11118 Sunquerranna Trail South
Glen Rock, PA 17327-9199
(717) 235-7512 Fax: (717) 235-7954 <http://www.stewartconnector.com>

TITLE: EIGHT CONTACT, TEN POSITION JACK NON-FLANGE

DRN BY: EPF	DATE: 10/13/05
APP'D BY: TRM	DATE: 10-13-05
DWG NO: CT640079	REV: A3

AutoCAD



REV. 7/5/03