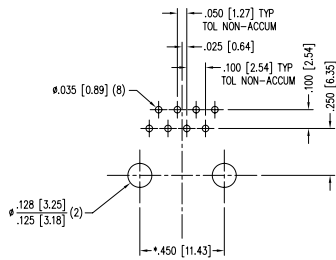
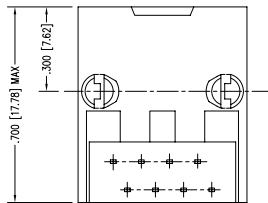
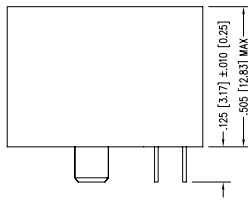
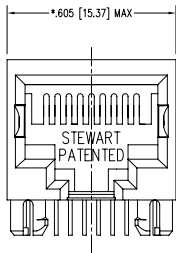


DATE	REV	ECN	APP'D. BY
11-3-05	HO	7369	TRM
1-13-06	H1	7437	JM



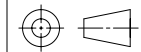
P.C.B. RECOMMENDED HOLE LAYOUT
SEEN FROM COMPONENT SIDE
TOLERANCE ±.003 [0.08] UNLESS OTHERWISE SPECIFIED

- NOTES:
- CONNECTOR MATERIALS:
HOUSING: THERMOPLASTIC UL94 V-0
CONTACTS/SHIELD: COPPER ALLOY
SHIELD PLATING: NICKEL
CONTACT PLATING: SELECTIVE GOLD IN CONTACT AREA
SEE CHART FOR PART NUMBER
 - PRODUCT DESIGNED FOR CATEGORY 5 APPLICATIONS.
 - TOLERANCES COMPLY WITH F.C.C. DIMENSION REQUIREMENTS.
 - THE SUGGESTED PANEL OPENING IS INTENDED TO GIVE USER THE ABILITY TO HAVE REASONABLE JACK/PANEL CLEARANCES, YET MAINTAIN GROUNDING CAPABILITY. THESE VARIABLES CAN BE ADJUSTED IN EITHER DIRECTION BUT MAY CARRY SOME CONSEQUENCES IN THE FORM OF LOWER MATING FORCES OR TIGHTER ASSEMBLY TOLERANCES.
 - FOR PRODUCT SPECIFICATION SEE PRO22-01



50 MICRO-INCHES [1.27um]	SS-640810-NF-A75
30 MICRO-INCHES [0.76um]	-
CONTACT PLATING IN MATING AREA	PART NUMBER

THIRD ANGLE PROJECTION



DO NOT SCALE DRAWING DRAWING IS SUBJECT TO CHANGE WITHOUT NOTICE	TITLE: EIGHT CONTACT, EIGHT POSITION, SHORT VERSION JACK
DIMENSIONS: INCHES (METRIC) UNLESS OTHERWISE SPECIFIED TOLERANCES ARE ±.005 [0.13] ANGLES ARE ± 1°	DRN BY: SK DATE 5-13-94 APPO BY: JW DATE 9-23-94 DWG NO. CT640060 REV H1
SHEET NO. 1 OF 1	

Bel Stewart Connector

11118 Susquehanna Trail South
Glen Rock, PA 17327-9199 <http://www.stewartconnector.com>
(717) 235-7512 Fax: (717) 235-7954

EIGHT CONTACT, EIGHT POSITION, SHORT VERSION JACK

DRN BY: SK	DATE 5-13-94
APPO BY: JW	DATE 9-23-94
DWG NO. CT640060	REV H1

AutoCAD

REV. 6/3/05