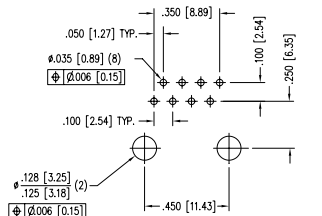
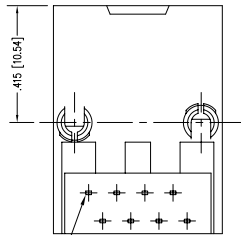
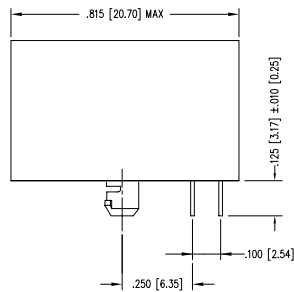
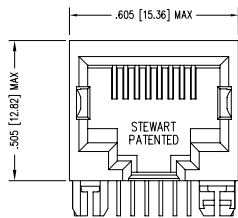


| DATE    | REV | ECN  | APP'D. BY |
|---------|-----|------|-----------|
| 1-13-06 | A3  | 7437 | JM        |
| 2-6-09  | A4  | 8652 | TA        |
|         |     |      |           |

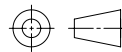


P.C.B. RECOMMENDED HOLE LAYOUT  
SEEN FROM COMPONENT SIDE  
TOLERANCE ±.003 [0.08] UNLESS OTHERWISE SPECIFIED

- NOTES:
- CONNECTOR MATERIALS:  
HOUSING: THERMOPLASTIC UL94 V-0  
CONTACTS/SHIELD: COPPER ALLOY  
SHIELD PLATING: NICKEL  
CONTACT PLATING: SELECTIVE GOLD IN CONTACT AREA  
SEE CHART FOR PART NUMBER
  - PRODUCT DESIGNED FOR CATEGORY 5 APPLICATIONS.
  - DIMENSIONS AND TOLERANCES COMPLY WITH FCC/CFR 47, PART 68.
  - FOR PRODUCT SPECIFICATIONS SEE PRO22-01

|                                   |                 |
|-----------------------------------|-----------------|
| 30 MICRO-INCHES [0.76um]          | SS-6488-NF-A431 |
| CONTACT PLATING<br>IN MATING AREA | PART NUMBER     |

THIRD ANGLE PROJECTION



DO NOT SCALE DRAWING

DRAWING IS SUBJECT TO CHANGE WITHOUT NOTICE

DIMENSIONS: INCHES [METRIC]

UNLESS OTHERWISE SPECIFIED  
TOLERANCES ARE ±.005 [0.13]  
ANGLES ARE ± 1°

SHEET NO. 1 OF 1

**Bel Stewart Connector**  
11118 Susquehanna Trail South  
Glen Rock, PA 17327-9199  
(717) 235-7512 Fax: (717) 235-7954 <http://www.stewartconnector.com>

TITLE: MODULAR JACK, WITH ACTI-SNAP RETENTION POST

|                  |                |
|------------------|----------------|
| DRN BY: RGC      | DATE: 09-25-02 |
| APP'D BY: DHG    | DATE: 09-27-02 |
| DWG NO: CT640241 | REV: A4        |



REV. 6/3/05

AutoCAD