

4

3

2

1

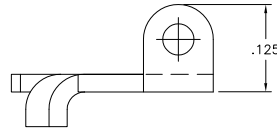
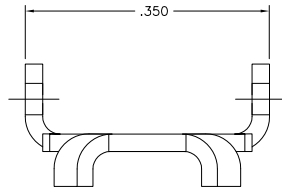
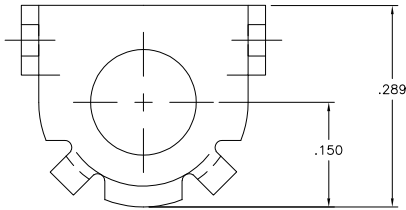
THIS DRAWING IS UNPUBLISHED. RELEASED FOR PUBLICATION  
 © COPYRIGHT BY TYCO ELECTRONICS CORPORATION. ALL RIGHTS RESERVED.

LOC	DIST	REVISIONS			
P	LTR	DESCRIPTION	DATE	MIN	APD
GP	00				
	A	REVISED PER ECO-06-025935	12/FEB/07	ZMR	WLM

1. ALL DIMENSIONS SHOWN ARE FOR REFERENCE ONLY UNLESS OTHERWISE SPECIFIED.

△2 BRIGHT ZINC PLATE WITH CLEAR HEXAVALENT CHROMATE COATING.

△3 BRIGHT ZINC PLATE WITH CLEAR TRIVALENT CHROMATE COATING.



	△3	552101-3
OBSOLETE	△2	552101-1
	FINISH	PART NUMBER

THIS DRAWING IS A CONTROLLED DOCUMENT.		DR. S. MCMASTER 16.ANNOV	Tyco Electronics Corporation	
DIMENSIONS: INCHES		OR. W. MILLIMETERS 16.ANNOV	Harrisburg, PA 17105-3608	
OTHER DIMENSIONS: MILLIMETERS		APD. W. MILLIMETERS	NAME	
0 PLC		PRODUCT SPEC	MOUNTING BRACKER, BAIL	
1 PLC		APPLICATION SPEC	SIZE	CAGE CODE
2 PLC		WEIGHT	A2	00779
3 PLC		FINISH	C=	552101
4. ANGLES		CUSTOMER DRAWING	SCALE	10:1
MATERIAL: CARBON STEEL			SHEET	1 of 1
			REV	A

AMP 1471-9 REV 31MM2000

552101

A