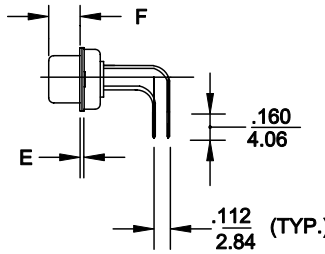
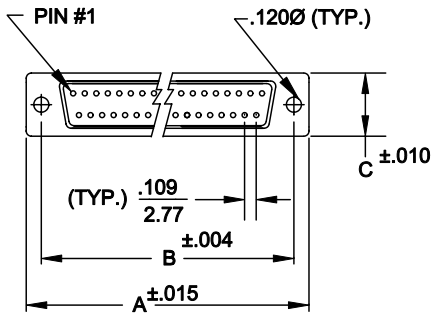
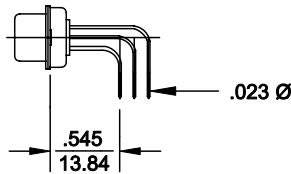
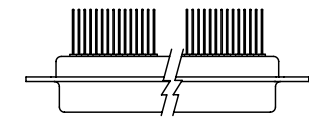
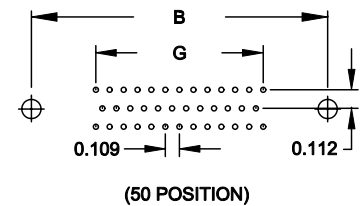
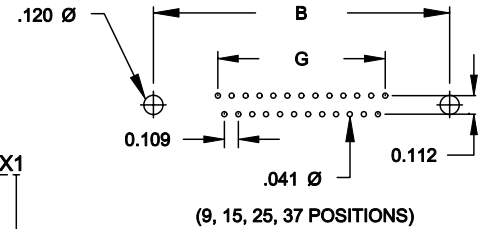


DESCRIPTION: R/A .545 FOOTPRINT MACHINED - MALE



	A	B	C	E	F	G
9	1.213	.984	.494	.030	.235	0.436
	30.81	24.99	12.55	0.76	5.97	11.07
15	1.541	1.312	.494	.030	.235	0.763
	39.14	33.32	12.55	0.76	5.97	19.38
25	2.088	1.852	.494	.039	.230	1.308
	53.04	47.04	12.55	0.99	5.84	33.22
37	2.729	2.500	.494	.039	.230	1.962
	69.32	63.50	12.55	0.99	5.84	49.83
50	2.635	2.406	.605	.039	.230	1.744
	69.32	61.11	15.37	0.99	5.84	44.32



- 176-XXX-112RXX1
- SERIES
 - POSITIONS
 - GENDER
 - 1 = MALE
 - 2 = FEMALE
 - TERMINATION
 - 1 = PC MOUNT
 - SHELL PLATING
 - 2 = TIN (Ground Indents)
 - HARDWARE OPTIONS
 - 00 = NO HARDWARE
 - 25 = LONG BRACKET WITH 4-40 SCREW
 - 15 = LONG BRACKET WITH 4-40 SCREW LOCK
 - PLATING OPTIONS
 - 1 = GOLD FLASH
 - 2 = 30 MICRO-INCH GOLD

SPECIFICATIONS:

MATERIALS:

- SHELL: STEEL, TIN PLATED
- INSULATOR: UL 94V-0 RATED BEIGE PBTP
- 260°C PROCESS TEMP
- CONTACTS: BRASS
- RoHS COMPLIANT

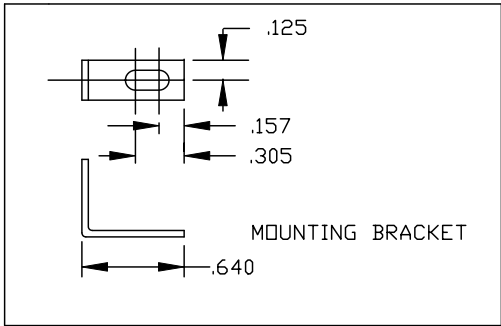
ELECTRICALS:

- CURRENT RATING: 5 AMPS
- CONTACT RESISTANCE: 15 mOHMS MAX
- INSULATOR RESISTANCE: 1000 MOHMS MIN
- VOLTAGE: 500V AC FOR 1 MINUTE
- TEMPERATURE: -50°C TO +100°C

	THESE DRAWINGS AND SPECIFICATIONS ARE THE PROPERTY OF NorComp AND SHALL NOT BE REPRODUCED, COPIED OR USED AS THE BASIS FOR THE MANUFACTURE OF SALE OF APPARATUS WITHOUT WRITTEN PERMISSION.		DRAWN: WAYNE ROBBINS	DATE: 9-16-05
			CHECKED:	DATE:
NorComp	SCALE: 1:1	SHEET 1 OF 1	REV 1	
	DWG NO. 176-XXX-112R001			

DESCRIPTION:

173/174 SERIES



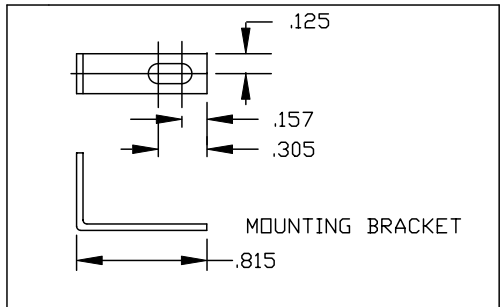
HARDWARE OPTIONS

REPLACE -XX IN LAST 3 DIGITS WITH OPTION CHOSEN

173/174 SERIES

- 14X = SHORT BRACKET & 4-40 FEMALE HEX SOCKET
- 24X = SHORT BRACKET & 4-40 SCREW

175/176 SERIES



175/176 SERIES

- 15X = LONG BRACKET & 4-40 FEMALE HEX SOCKET
- 25X = LONG BRACKET & 4-40 SCREW

MATERIAL:
COLD ROLLED STEEL
PLATING:
CLEAR ZINC

	THESE DRAWINGS AND SPECIFICATIONS ARE THE PROPERTY OF NorComp AND SHALL NOT BE REPRODUCED, COPIED OR USED AS THE BASIS FOR THE MANUFACTURE OF SALE OF APPARATUS WITHOUT WRITTEN PERMISSION.		DRAWN: PAM JENKINS	DATE: 2-20-02
			CHECKED:	DATE:
<h1>NorComp</h1>		SCALE:	SHEET 1 OF 1	REV 1
		DWG NO. R/A BRACKET OPTIONS FOR MACHINED CONTACTS		