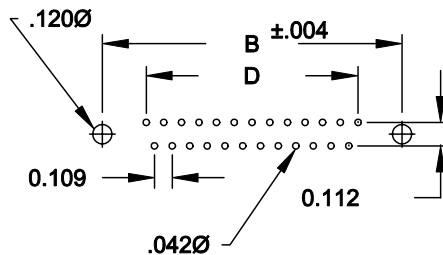
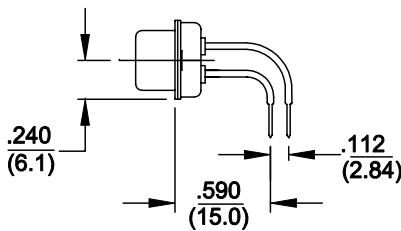
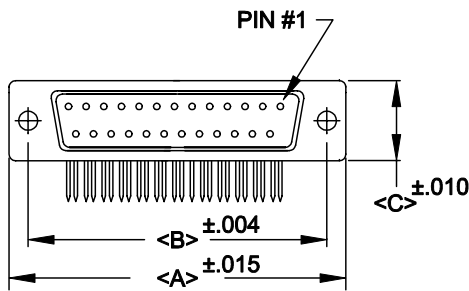
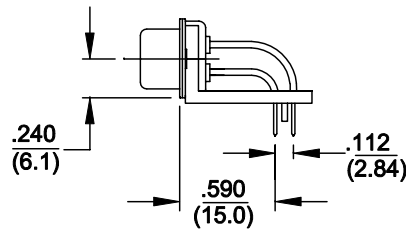
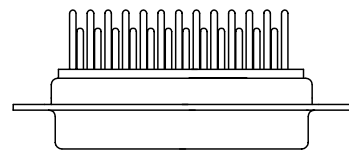


DESCRIPTION: R/A .590" FILTERED D-SUB

	A	B	C	D
9	1.204	.984	.480	.666
	30.6	25.0	12.20	16.92
15	1.535	1.312	.480	.994
	39.0	33.3	12.20	25.25
25	2.078	1.850	.480	1.534
	52.8	47.0	12.20	38.96
37	2.724	2.500	.480	2.079
	69.2	63.5	12.20	52.80



480-XXX-212-XX1

SERIES _____
 POSITIONS _____
 009 _____
 015 _____
 025 _____
 037 _____
 050 _____
 GENDER _____
 1 = MALE _____
 2 = FEMALE _____
 TERMINATION _____
 1 = DIP SOLDER _____
 SHELL PLATING _____
 2 = TIN _____
 HARDWARE OPTIONS _____
 00 = NO HARDWARE _____
 58 = STABILIZER BAR(4-40 INSERT/BOARD LOCK) _____
 PLATING OPTIONS _____
 1 = GOLD FLASH _____

SPECIFICATIONS:

MATERIALS:

SHELL: STEEL, TIN PLATED
 INSULATOR: UL 94V-0 RATED PBTP
 GLASS-FIBER REINFORCED

ELECTRICALS:

INDIVIDUAL CAPACITOR VALUE = 1000 pF
 OTHER VALUES AVAILABLE: CONSULT FACTORY
 CURRENT RATING: 5 AMPS
 CONTACT RESISTANCE: <10 mOHMS
 INSULATOR RESISTANCE: 1000 OHMS
 VOLTAGE: 1 KV / AC
 TEMPERATURE: -55°C TO +125°C



THESE DRAWINGS AND SPECIFICATIONS ARE THE PROPERTY OF NorComp AND SHALL NOT BE REPRODUCED, COPIED OR USED AS THE BASIS FOR THE MANUFACTURE OF SALE OF APPARATUS WITHOUT WRITTEN PERMISSION.

NorComp

DRAWN: WAYNE ROBBINS		DATE: 9-06-98	
CHECKED:		DATE:	
SCALE: 1:1	SHEET 1 OF 1	REV 4	
DWG NO. 480-XXX-212-XX1			