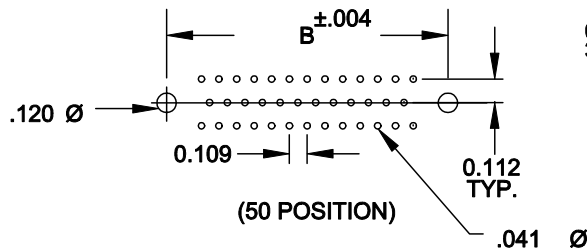
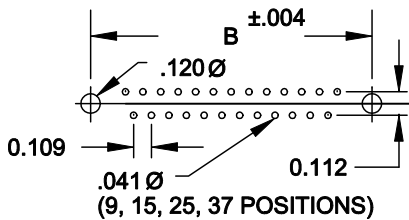
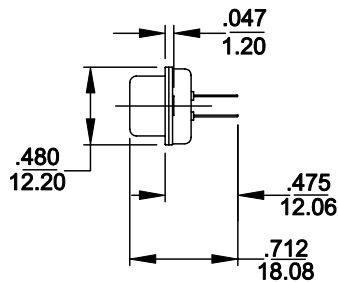
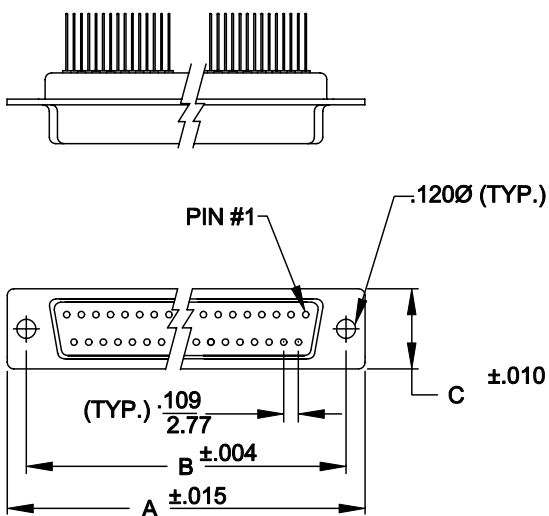


DESCRIPTION: DIP SOLDER FILTERED D-SUB



	A	B	C
9	1.204	.984	.480
	30.60	25.00	12.20
15	1.535	1.312	.480
	39.00	33.30	12.20
25	2.078	1.850	.480
	52.80	47.00	12.20
37	2.724	2.500	.480
	69.20	63.50	12.20
50	2.622	2.405	.598
	66.60	61.10	15.2

**SPECIFICATIONS:**

**MATERIALS:**

SHELL: STEEL, TIN PLATED  
 INSULATOR: UL 94V-0 RATED PBTP  
 GLASS-FIBER REINFORCED

**ELECTRICALS:**

INDIVIDUAL CAPACITOR VALUE = 1000 pF  
 OTHER VALUES AVAILABLE: CONSULT FACTORY  
 CURRENT RATING: 5 AMPS  
 CONTACT RESISTANCE: <10 mOHMS  
 INSULATOR RESISTANCE: 1000 OHMS  
 VOLTAGE: 1 KV / AC  
 TEMPERATURE: -55°C TO +125°C

477-XXX-212-XX1

SERIES \_\_\_\_\_  
 POSITIONS \_\_\_\_\_  
 009 \_\_\_\_\_  
 015 \_\_\_\_\_  
 025 \_\_\_\_\_  
 037 \_\_\_\_\_  
 050 \_\_\_\_\_  
 GENDER \_\_\_\_\_  
 1 = MALE  
 2 = FEMALE  
 TERMINATION \_\_\_\_\_  
 1 = VERTICAL DIP SOLDER  
 SHELL PLATING \_\_\_\_\_  
 2 = TIN  
 HARDWARE OPTIONS \_\_\_\_\_  
 00 = NO HARDWARE  
 31 = 4-40 THREADED INSERT  
 PLATING OPTIONS \_\_\_\_\_  
 1 = GOLD FLASH



THESE DRAWINGS AND SPECIFICATIONS ARE THE PROPERTY OF NorComp AND SHALL NOT BE REPRODUCED, COPIED OR USED AS THE BASIS FOR THE MANUFACTURE OF SALE OF APPARATUS WITHOUT WRITTEN PERMISSION.

**NorComp**

DRAWN: WAYNE ROBBINS		DATE: 9-03-98	
CHECKED:		DATE:	
SCALE: 1:1	SHEET 1 OF 1	REV 2	
DWG NO. 477-XXX-212-001			