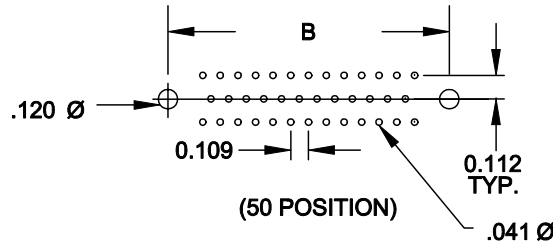
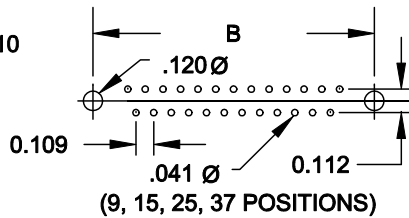
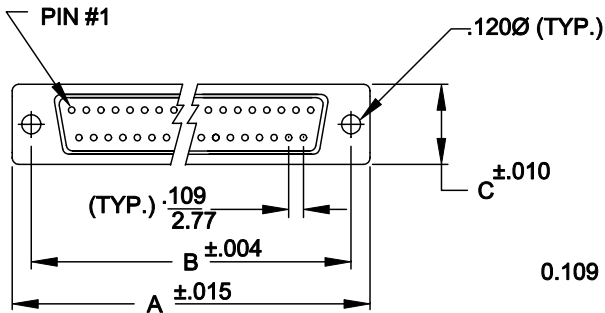
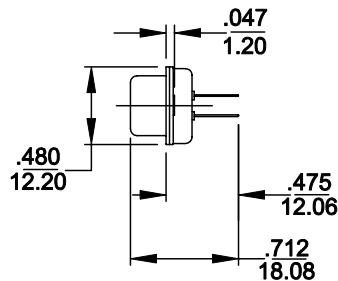
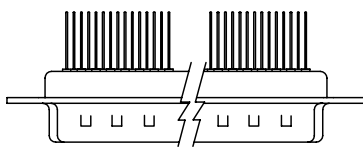


DESCRIPTION: DIP SOLDER FILTERED D-SUB



| | A | B | C |
|----|-------|-------|-------|
| 9 | 1.204 | .984 | .480 |
| | 30.60 | 25.00 | 12.20 |
| 15 | 1.535 | 1.312 | .480 |
| | 39.00 | 33.30 | 12.20 |
| 25 | 2.078 | 1.850 | .480 |
| | 52.80 | 47.00 | 12.20 |
| 37 | 2.724 | 2.500 | .480 |
| | 69.20 | 63.50 | 12.20 |
| 50 | 2.622 | 2.405 | .598 |
| | 66.60 | 61.10 | 15.2 |

477-XXX-112-XX1

SERIES _____
 POSITIONS _____
 009 _____
 015 _____
 025 _____
 037 _____
 050 _____
 GENDER _____
 1 = MALE _____
 2 = FEMALE _____
 TERMINATION _____
 1 = VERTICAL DIP SOLDER _____
 SHELL PLATING _____
 2 = TIN _____
 HARDWARE OPTIONS _____
 00 = NO HARDWARE _____
 31 = 4-40 THREADED INSERT _____
 PLATING OPTIONS _____
 1 = GOLD FLASH _____

SPECIFICATIONS:

MATERIALS:

SHELL: STEEL, TIN PLATED
 INSULATOR: UL 94V-0 RATED PBTP
 GLASS-FIBER REINFORCED

ELECTRICALS:

INDIVIDUAL CAPACITOR VALUE = 1000 pF
 OTHER VALUES AVAILABLE: CONSULT FACTORY
 CURRENT RATING: 5 AMPS
 CONTACT RESISTANCE: <10 mOHMS
 INSULATOR RESISTANCE: 1000 OHMS
 VOLTAGE: 1 KV / AC
 TEMPERATURE: -55°C TO +125°C



THESE DRAWINGS AND SPECIFICATIONS ARE THE PROPERTY OF NorComp AND SHALL NOT BE REPRODUCED, COPIED OR USED AS THE BASIS FOR THE MANUFACTURE OF SALE OF APPARATUS WITHOUT WRITTEN PERMISSION.

DRAWN: WAYNE ROBBINS DATE: 9-03-98

CHECKED: DATE:

NorComp

SCALE: 1:1 SHEET 1 OF 1 REV 2

DWG NO. 477-XXX-112-001