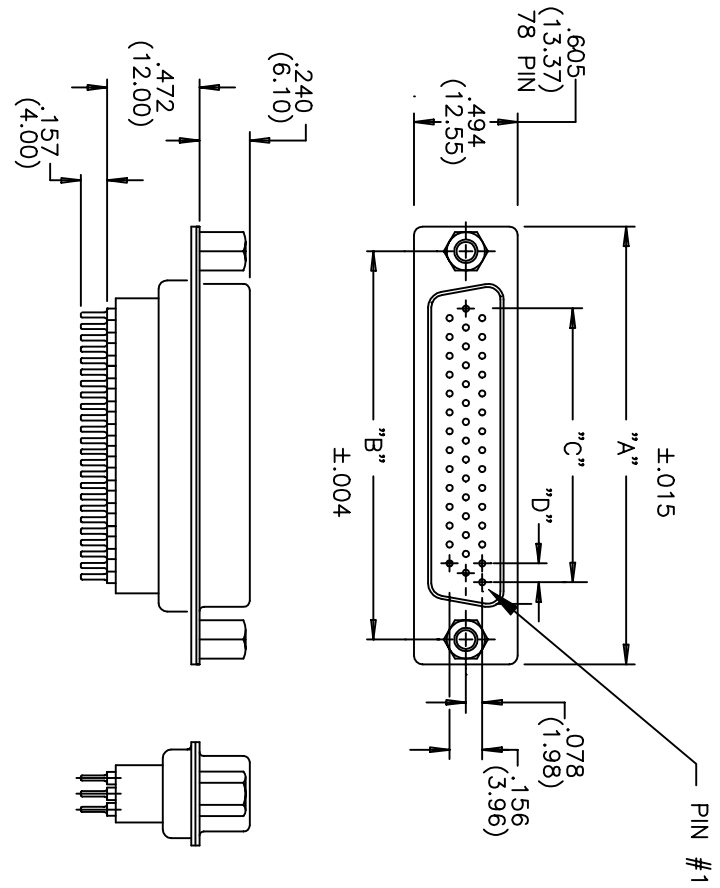


DESCRIPTION: HIGH DENSITY VERTICAL HIGH PROFILE MACHINED



MATERIALS:

INSULATOR: THERMOPLASTIC POLYESTER, UL94V-0
 CHEMICAL RESISTANCE, COLOR BLACK
 SHELL: STEEL, TIN PLATED
 CONTACT: MALE: BRASS; FEMALE: PHOSPHOR BRONZE
 GOLD FLASH IN MATING AREA
 TIN-LEAD PLATING ON TAIL ENDS

ELECTRICAL:

CURRENT RATING: 2 AMPERES
 DIELECTRIC WITHSTANDING VOLTAGE:
 1000VAC rms AT SEA LEVEL
 INSULATION RESISTANCE: 5000 MEGOHMS MIN.
 CONTACT RESISTANCE: 10 MILLIOHMS MAX.
 WORKING TEMPERATURE: -55° TO +125° C

196-XXX-X12-XX1

SERIES _____
 NUMBER OF CONTACTS _____
 GENDER _____
 1 = MALE
 2 = FEMALE (NO GROUND INDENTS)
 PC MOUNT _____
 TIN SHELL _____

HARDWARE OPTIONS: _____
 00 = .120" MOUNTING HOLE
 55 = 4-40 INSERTS
 03 = 4-40 HEX STANDOFFS
 PLATING: _____
 1 = GOLD FLASH

NUMBER OF CONTACTS	"A" Inch (mm)	"B" Inch (mm)	"C" Inch (mm)	"D" Inch (mm)
15	1.214 (30.84)	.984 (24.99)	.405 (10.29)	.090 (2.29)
26	1.545 (39.24)	1.312 (33.32)	.765 (19.43)	.090 (2.29)

NC

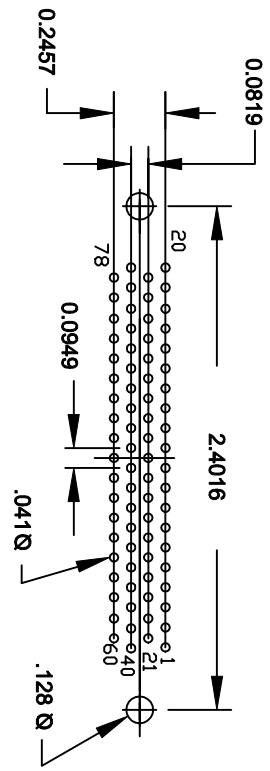
THESE DRAWINGS AND SPECIFICATIONS ARE THE PROPERTY OF NorComp AND SHALL NOT BE REPRODUCED, COPIED OR USED AS THE BASIS FOR THE MANUFACTURE OF APPARATUS WITHOUT WRITTEN PERMISSION.

NorComp

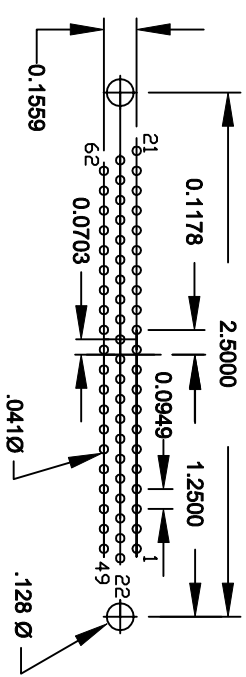
SCALE:	SHEET	OF	REV
	1	1	2
DRAWN: PAM JENKINS	DATE: 5-12-01		
CHECKED:	DATE:		
DWG NO. 196-XXX-212-XX1			

DESCRIPTION: HIGH DENSITY DIP SOLDER FEMALE FOOTPRINT

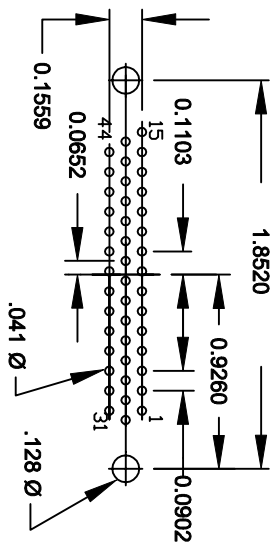
78 POSITION FEMALE



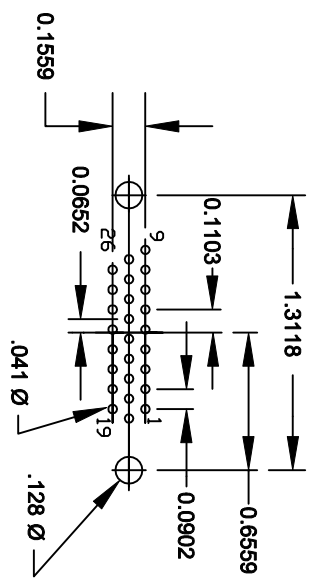
62 POSITION FEMALE



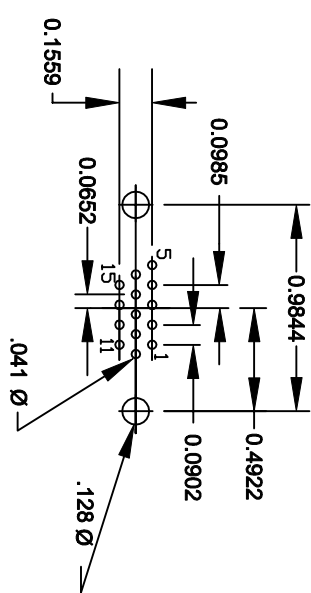
44 POSITION FEMALE



26 POSITION FEMALE



15 POSITION FEMALE



N THESE DRAWINGS AND SPECIFICATIONS ARE THE PROPERTY OF NorComp AND SHALL NOT BE REPRODUCED, COPIED OR USED AS THE BASIS FOR THE MANUFACTURE OF APPARATUS WITHOUT WRITTEN PERMISSION.

NorComp

SCALE:	SHEET	OF	REV
	1	1	2
DRAWN:	DATE:	CHECKED:	DATE:
PAM JENKINS	10-29-01		
DWG NO.	HIGH DENSITY VERTICAL FEMALE FOOTPRINT		