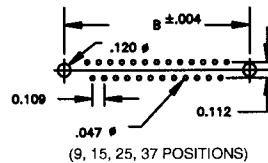
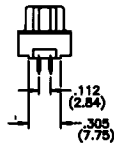
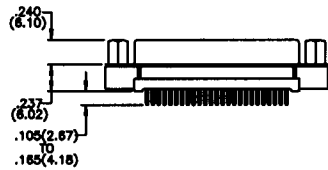
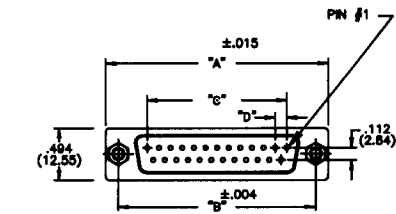


DESCRIPTION: VERTICAL MOUNT FEMALE LOW PROFILE/PLASTIC BACK



- 191-025-X13-XXX
- SERIES _____
- NUMBER OF CONTACTS _____
- GENDER _____
- 1 = MALE
- 2 = FEMALE (NO GROUND INDENTS)
- TERMINATION _____
- 1 = SOLDER TAIL
- 2 = PRESS FIT
- SHELL _____
- 2 = TIN SHELL
- 3 = NICKEL SHELL
- HARDWARE OPTIONS: _____
- DO = .125 HOLE
- 55 = 4-40 INSERT
- 56 = 4-40 INSERT WITH BOARD LOCKS
- 57 = 4-40 STANDOFF WITH BOARD LOCKS
- 58 = 4-40 STANDOFF
- PLATING _____
- 1 = GOLD FLASH
- 2 = 30 MICRO-INCH GOLD

MATERIALS:

INSULATOR: THERMOPLASTIC POLYESTER, UL94V-0
CHEMICAL RESISTANCE, COLOR BLACK

SHELL: STEEL, NICKEL OR TIN PLATED

CONTACT: MALE=BRASS; FEMALE=PHOSPHOR BRONZE
GOLD FLASH OR 30 MICRO-INCH IN MATING AREA
TIN-LEAD PLATING ON TAIL ENDS

ELECTRICAL:

CURRENT RATING: 5 AMPERES
DIELECTRIC WITHSTANDING VOLTAGE: 1000VAC rms AT SEA LEVEL
INSULATION RESISTANCE: 5000 MEGOHMS MIN.
CONTACT RESISTANCE: 10 MILLIOHMS MAX.
WORKING TEMPERATURE: -55° TO +125° C

NUMBER OF CONTACTS	"A"	"B"	"C"	"D"
	Inch (mm)	Inch (mm)	Inch (mm)	Inch (mm)
9	1.214 (30.84)	.984 (24.99)	.432 (10.97)	.109 (2.76)
15	1.545 (39.24)	1.312 (33.32)	.756 (19.20)	.109 (2.76)
25	2.088 (53.04)	1.852 (47.04)	1.304 (33.12)	.109 (2.76)
37	2.730 (69.34)	2.500 (63.50)	1.856 (46.88)	.109 (2.76)

	THESE DRAWINGS AND SPECIFICATIONS ARE THE PROPERTY OF NorComp AND SHALL NOT BE REPRODUCED, COPIED OR USED AS THE BASIS FOR THE MANUFACTURE OF ANY OF APPARATUS WITHOUT WRITTEN PERMISSION.	DRAWN: PAM JENKINS	DATE: 8-22-01
	CHECKED:	DATE:	SCALE:
<h1>NorComp</h1>		SHEET 1 OF 1	REV 3
		DWG NO. 191-100-213-100	