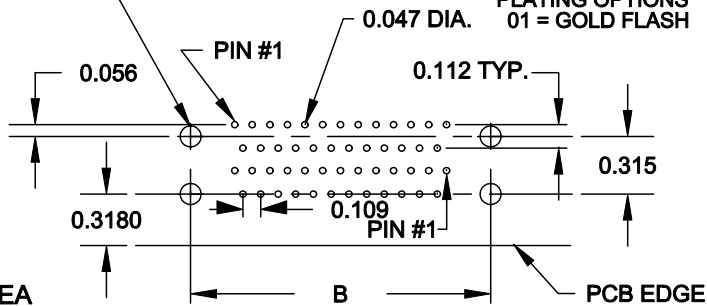
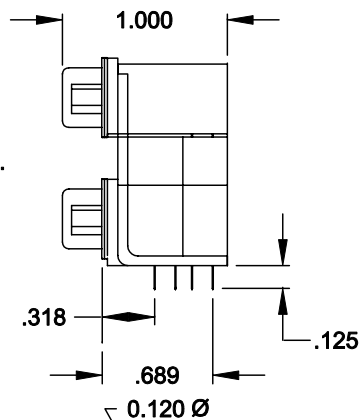
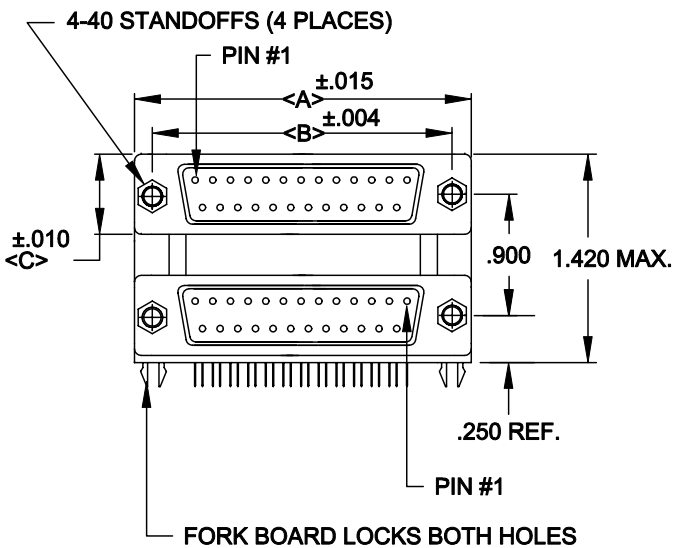


DESCRIPTION: .900 CENTER DUAL PORT D-SUB MALE/FEMALE



	A	B	C
9	1.204	.984	.494
	30.6	25.0	12.55
15	1.535	1.312	.494
	39.0	33.3	12.55
25	2.078	1.850	.494
	52.8	47.0	12.55
37	2.724	2.500	.494
	69.2	63.5	12.55

179-XXX-412-571

SERIES _____

POSITIONS _____

009 _____

015 _____

025 _____

037 _____

GENDER _____

61 = MALE OVER MALE

41 = MALE OVER FEMALE

51 = FEMALE OVER FEMALE

31 = FEMALE OVER MALE

SHELL PLATING _____

2 = TIN

HARDWARE OPTIONS _____

57 = 4-40 STANDOFFS/BOARD LOCKS

PLATING OPTIONS _____

01 = GOLD FLASH

SPECIFICATIONS:

MATERIALS:

SHELL: STEEL, TIN PLATED
 INSULATOR: UL 94V-0 RATED BLACK
 GLASS-FILLED POLYESTER
 CONTACTS: BRASS - GOLD FLASH IN MATING AREA
 TIN/LEAD ONSOLDER TAILS

ELECTRICALS:

CURRENT RATING: 5 AMPS
 DIELECTRIC STRENGTH: 1000V AC RMS
 INSULATOR RESISTANCE: 1000 MOHMS MIN
 TEMPERATURE: -55°C TO +105°C



THESE DRAWINGS AND SPECIFICATIONS ARE THE PROPERTY OF NorComp AND SHALL NOT BE REPRODUCED, COPIED OR USED AS THE BASIS FOR THE MANUFACTURE OF SALE OF APPARATUS WITHOUT WRITTEN PERMISSION.

DRAWN: PAM JENKINS DATE: 9-24-98

CHECKED: DATE:

SCALE: 1:1 SHEET 1 OF 1 REV 8

NorComp

DWG NO. 179-XXX-412-571