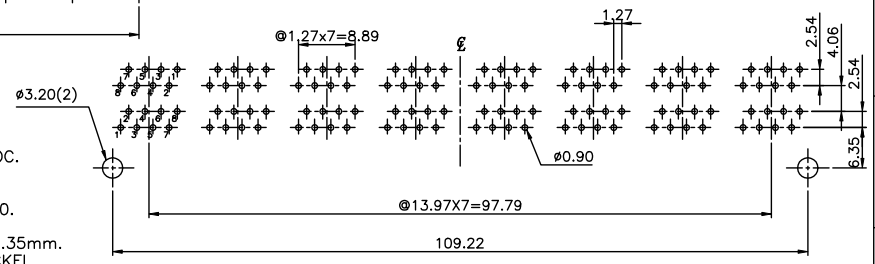
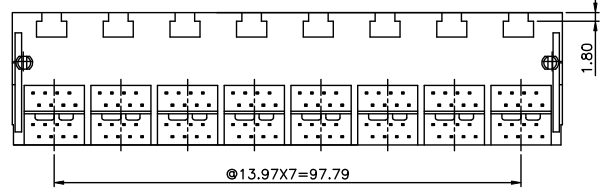
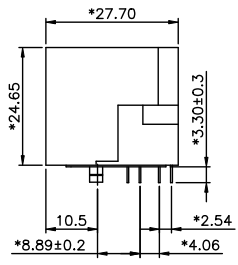
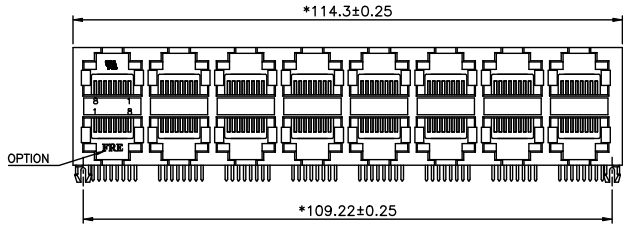


A1RFRD10

REVISION RECORD				
REV	ECO	DESCRIPTION	DRFT	CHKD



PC Board Layout Component Side Shown
Thickness=1.6mm

- NOTES:**
- ELECTRICAL:**
- VOLTAGE RATING : 125 VAC RMS.
 - CURRENT RATING : 1.5 AMP.
 - CONTACT RESISTANCE : 50 MILLIOHMS MAX.
 - INSULATION RESISTANCE: 1000 MEGOHMS MIN @ 500 VDC.
 - DIELECTRIC STRENGTH : 1000 VAC RMS 60Hz, 1MIN.
- MECHANICAL:**
- HOUSING MATERIAL : PBT+30%.G.F UL 94V-0.
 - HOUSING COLOUR : BLACK.
 - CONTACT MATERIAL : PHOSPHOR BRONZE t=0.35mm.
 - PLATING : GOLD PLATING OVER NICKEL.
 - OPERATING LIFE : 750 CYCLES MIN.
 - PCB RETENTION PRE-SOLDER : 1 LB MIN.
 - PCB RETENTION POST-SOLDER: 10 LBS MIN.
- ENVIRONMENTAL:**
- STORAGE : -40°C TO +85°C.
 - OPERATION: -40°C TO +85°C.
 - WAVE SOLDERING TEMPERATURE: 230°C~250°C(5~10 SECONDS).
- MATES WITH MODULAR PLUG CONFORMING TO
FCC PART 68, SUBPART F.
CUL FILE NO. 163191
ROHS PART NUMBER: E5908-0TG0XX-L

4- W/ "FRE" LOGO 1- 3u" 2- 6u" 3-15u"
U- W/O "FRE" LOGO 4-30u" 5-50u"

MM (INCH)		DFTD JAWY	DATE 10/25/05	FULL RISE ELECTRONIC CO., LTD
TOLERANCES EXCEPT AS NOTED		CHKD <i>awc</i>	DATE <i>awc/05</i>	
MM	±	MFO	DATE	TITLE STAMPED PIN III W/O SHIELD JACK, 2X8
.0 ± 0.2	±	APPL. <i>awc</i>	DATE <i>awc/05</i>	
.00 ± 0.15	±	MATERIAL :		DRAWING NO. GE593B58-LC
.000 ± 0.075	±	QTY :		/PART NO. SEE NOTE
ANGLES ± 0.5		FINISH :		SIZE A3
THIRD ANGLE PROJECTION		SCALE : 1.25 : 1		REV 0
				DO NOT SCALE DRAWING
				SHEET 1 OF 1

8 | 7 | 6 | 5 | 4 | 3 | 2 | 1