DIRFRD006

REVISION RECORD				
REV	ECO	DESCRIPTION	DRFT	CHKD
A		ADD PART NUMBER	YAN 07/15/05	

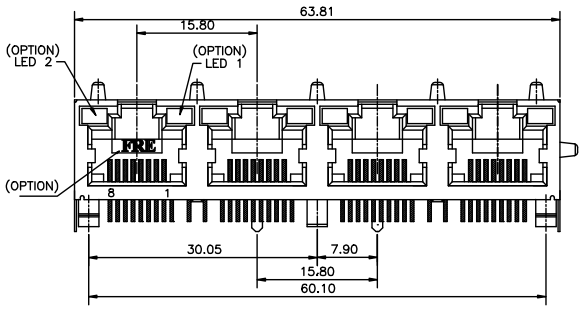

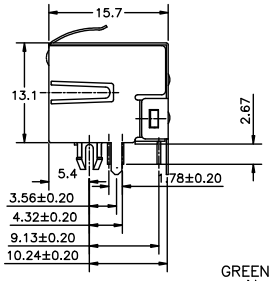

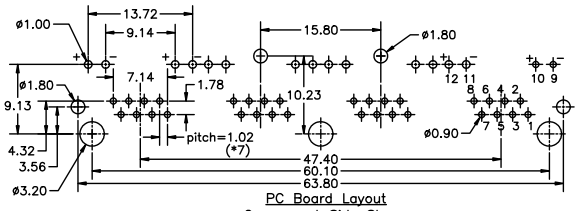

PC Board Layout
Component Side Shown
PCB t=1.60mm

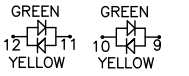

FOR P/N:E5J88-45CXXX

PART NUMBER: E5J 8 8 – X 5 C X X X–L

1–LED1:GREEN ,LED2:YELLOW
2–LED1:GREEN ,LED2:GREEN
3–LED1:YELLOW ,LED2:GREEN
4–LED1:G+Y ,LED2:G+Y
5–LED1:RED ,LED2:GREEN
7–LED1:YELLOW ,LED2:YELLOW
TOP TABS & SIDE TABS

PLATING: 1–3"u" 2–6"u" 3–15"u"
4–30"u" 5–50"u"

J1–W/O "FRE" LOGO A05–0130
"LED TYPE" TIN LEAD SHIELD STAMPED PIN.
J2–W/O "FRE" LOGO A05–0130
"LED TYPE" NI LEAD SHIELD STAMPED PIN.
J3–W/O "FRE" LOGO A05–0130
"LED TYPE" TIN LEAD SHIELD ROUND PIN.
J4–W/O "FRE" LOGO A05–0130
"LED TYPE" NI LEAD SHIELD ROUND PIN.
32–W/ "FRE" & W/O "UL"LOGO A05–0130
"LED TYPE" NI LEAD SHIELD STAMPED PIN.

NOTES:

ELECTRICAL:

1. VOLTAGE RATING : 125 VAC RMS.
2. CURRENT RATING : 1.5 AMP.
3. CONTACT RESISTANCE : 30 MILLIOHMS MAX.
4. INSULATION RESISTANCE: 1000 MEGOHMS MIN @ 500 VDC.
5. DIELECTRIC STRENGTH : 1000 VAC RMS 60Hz, 1MIN.
6. LED RATINGS: FORWARD VOLTAGE: 2.2 VOLTS TYPICAL.
   REVERSE VOLTAGE: 5 VOLTS MAXIMUM.
7. OPERATING: 750 CYCLES MIN.

MECHANICAL:

1. HOUSING MATERIAL : FR52 UL94V–0. COLOR–BLACK.
2. INSERT MATERIAL : FR52 UL94V–0. COLOR–BLACK.
3. BACK PLATE MATERIAL : FR52 COLOR–BLACK.
4. LED SIZE : 3.2*2.0*7.0*P=2.54mm.
5. SHIELD MATERIAL : COPPER ALLOY 0.25mm THICKNESS PLATING NI.
6. CONTACT MATERIAL : PHOSPHOR BRONZE 0.35mm THICKNESS OR ø0.46mm
7. PLATING : GOLD PLATING OVER NICKEL.
8. PCB RETENTION PRE–SOLDER : 1 LB MIN.
9. PCB RETENTION POST–SOLDER: 10 LBS MIN.

ENVIRONMENTAL:

1. STORAGE : –40°C TO +85°C.
2. OPERATION: 0°C TO 70°C.
3. WAVE SOLDERING TEMPERRATURE: 255~265°C(5~10 SECONDS)

MATES WITH MODULAR PLUG CONFORMING TO
FCC PART 68, SUBPART F.

CUL FILE No:E163191

MM (INCH)	DFTO Jake	DATE 05/19/05'	FULL RISE ELECTRONIC CO., LTD
TOLERANCES EXCEPT AS NOTED	CHKD	DATE	
MM .0 ± 0.20 ± .00 ± 0.15 ± .000 ± 0.075 ±	MFO	DATE	TITLE
	APPVL XLF	DATE 08/01/05'	LED JACK 4 PORTS
ANGLES ±	MATERIAL :		
	QT'Y :		DRAWING NO. GE5J3009–LA / PART NO. SEE NOTE — SIZE A3 — REV 1
THIRD ANGLE PROJECTION	FINISH :		
DETACHED LISTS	SCALE : 1.5:1		DO NOT SCALE DRAWING — SHEET 1 OF 1

Downloaded from Elcodis.com electronic components distributor