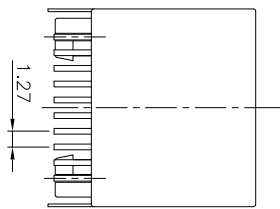
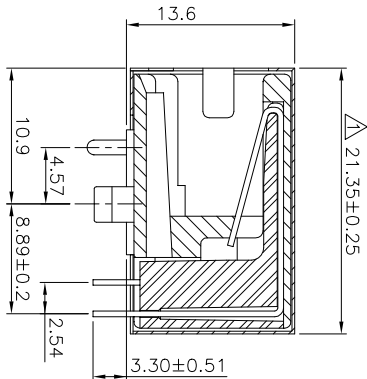
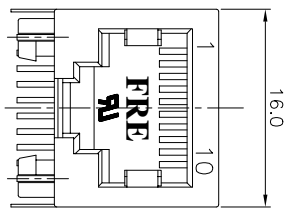


REVISION RECORD			
REV	ECO	DESCRIPTION	DRFT
Δ		PCB Layout Modify	12/9/05
			NAME
			CHKD



**NOTES:**

- ELECTRICAL:**
- VOLTAGE RATING : 125 VAC RMS.
  - CURRENT RATING : 1.5 AMP.
  - CONTACT RESISTANCE : 45 MILLIOHMS MAX.
  - INSULATION RESISTANCE: 1000 MEGOHMS MIN. @ 500 VDC.
  - DIELECTRIC STRENGTH : 1000 VAC RMS 60Hz, 1MIN.

**MECHANICAL:**

- HOUSING MATERIAL : PBT+30%GF UL94V-0.
- INSERT MATERIAL : PBT+30%GF UL94V-0.
- CONTACT MATERIAL : PHOSPHOR BRONZE Ø0.46mm.
- PLATING : GOLD PLATING OVER NICKEL.
- OPERATING LIFE : 750 CYCLES MIN.
- PCB RETENTION PRE-SOLDER : 1 LB MIN.
- PCB RETENTION POST-SOLDER : 10 LBS MIN.
- SHIELD PLATING : NICKEL PLATING OVER BRASS.

**ENVIRONMENTAL:**

- STORAGE : -40°C TO +85°C.
  - OPERATION: -40°C TO +85°C.
  - WAVE SOLDERING TEMPERATURE: 230~250°C (3~5 SECONDS).
- MATES WITH MODULAR PLUG CONFORMING TO FCC PART 68, SUBPART F.  
CUL FILE NO. E163191

PART NUMBER: E590X-1X012X-L

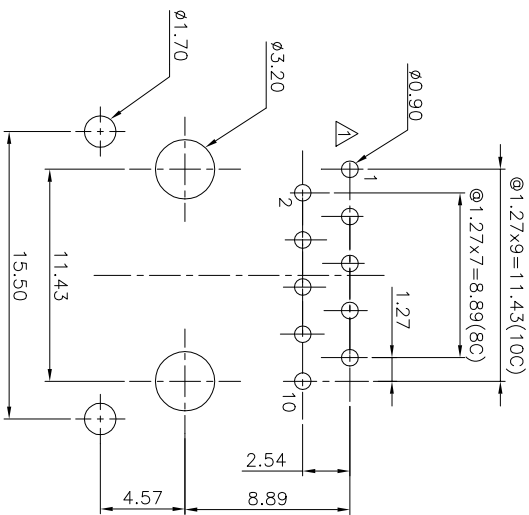
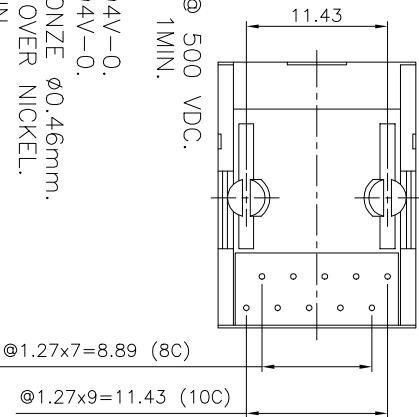
NO. OF CONTACT:

8-8C  
1-10C

SHIELD:

3-TIN  
3-NICKEL  
C-GOLD FLASH  
D-TINNED GROUNDING TAB

1-3u" 2-6u" 3-15u" 4-30u" 5-50u" 6-Pd20u" 7-Pd30u" 8-Pd10u"



PC Board Layout T=1.60mm  
Component Side Shown

**DETACHED LISTS**

MM	(INCH)	DATE	QSU
0 ±0.2		03/29/05	
.00 ±0.15		12/09/05	
.000 ±0.079			

TITLE		FULL RISE ELECTRONIC CO., LTD	
DRAWING NO.		GE593A99-LC	
PART NO.		SEE NOTE	
DD NOT SCALE DRAWING		SHEET 1 OF 1	

A

B

C

D

E

F

G

H

8

7

6

5

4

3

2

1