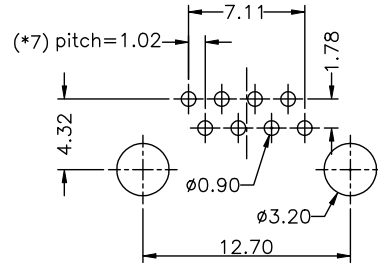
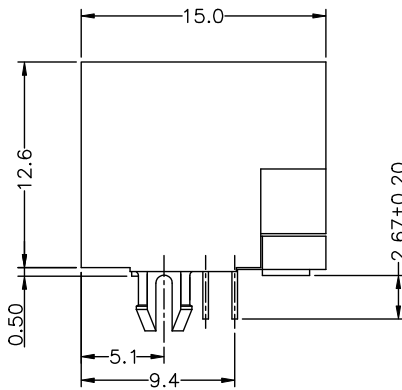
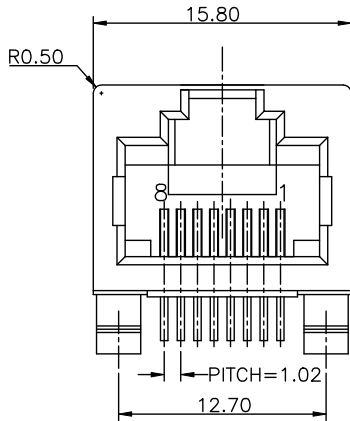


A1RFRD10

REVISION RECORD				
REV	ECO	DESCRIPTION	DRFT	CHKD



PC Board Thickness=1.60mm  
PC Board Layout Component Side Shown

**NOTES:**

**ELECTRICAL:**

- VOLTAGE RATING : 125 VAC RMS.
- CURRENT RATING : 1.5 AMP.
- CONTACT RESISTANCE : 30 MILLIOHMS MAX.
- INSULATION RESISTANCE: 1000 MEGOHMS MIN @ 500 VDC.
- DIELECTRIC STRENGTH : 1000 VAC RMS 60HZ, 1MIN.
- OPERATING: 750 CYCLES MIN.

**MECHANICAL:**

- HOUSING MATERIAL : PBT+30%G.F UL94V-0. COLOR-BLACK.
- INSERT MATERIAL : PBT+30%GF UL94V-0. COLOR-BLACK.
- CONTACT MATERIAL : PHOSPHOR BRONZE 0.35mm THICKNESS.
- PLATING : GOLD PLATING OVER NICKEL.
- PCB RETENTION PRE-SOLDER : 1 LB MIN.
- PCB RETENTION POST-SOLDER: 10 LBS MIN.

**ENVIRONMENTAL:**

- STORAGE : -40°C TO +85°C.
  - OPERATION: 0°C TO 70°C.
  - WAVE SOLDERING TEMPERATURE:230~250°(3~5 SECONDS)
- MATES WITH MODULAR PLUG CONFORMING TO  
FCC PART 68, SUBPART F.

PART NUMBER: E 5J 8 8 - 0 0 L O X X-L

TYPE:  
G-STAMPED PIN  
H-ROUND PIN

PLATING:1-3u"  
2-6u"  
3-15u"  
4-30u"  
5-50u"

MM (INCH)	DFTD Joke	DATE 05/10/05	FULL RISE ELECTRONIC CO., LTD	
TOLERANCES EXCEPT AS NOTED	CHKD SAMMY	DATE 2005/5/10		
MM	MFO	DATE	TITLE LED JACK UTP W/O LED	
.0 ± 0.20 ±	APPLY LUSHENG	DATE 2005/5/10		
.00 ± 0.15 ±	MATERIAL :		DRAWING NO. GE5J3A16_LC	
.000 ± 0.075 ±	QTY :			
ANGLES ±	FINISH :		SHEET 1 OF 1	
THIRD ANGLE PROJECTION	SCALE : 4:1			

8 | 7 | 6 | 5 | 4 | 3 | 2 | 1

H  
G  
F  
E  
D  
C  
B  
A