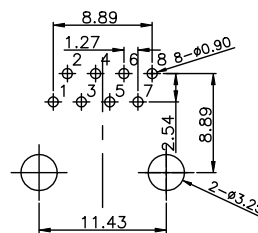
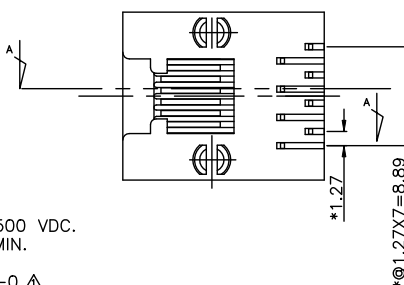
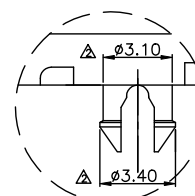
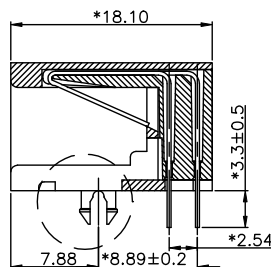
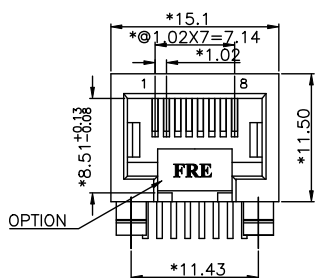


D1RFRD006

REVISION RECORD				
REV	ECCO	DESCRIPTION	DRFT	CHKD
△		DRAWING MODIFY	11/25/04	
△		DRAWING MODIFY	1/27/05	



PCB T=1.60mm
PC BOARD LAYOUT COMPONENT SIDE SHOWN

NOTES:

ELECTRICAL:

- VOLTAGE RATING : 125 VAC RMS.
- CURRENT RATING : 1.5 AMP.
- CONTACT RESISTANCE : 35 MILLIOHMS MAX.
- INSULATION RESISTANCE: 1000 MEGOHMS MIN @ 500 VDC.
- DIELECTRIC STRENGTH : 1000 VAC RMS 60Hz, 1MIN.

MECHANICAL:

- HOUSING MATERIAL : HIGH TEM. UL94V-0.△
- CONTACT MATERIAL : PHOSPHOR BRONZE t=0.35mm.
- PLATING : GOLD PLATING OVER NICKEL.
- OPERATING LIFE : 750 CYCLES MIN.
- PCB RETENTION PRE-SOLDER : 1 LB MIN.
- PCB RETENTION POST-SOLDER: 10 LBS MIN.

ENVIRONMENTAL:

- STORAGE : -40°C TO +85°C.
 - OPERATION: -40°C TO +85°C.
- MATES WITH MODULAR PLUG CONFORMING TO
FCC PART 68, SUBPART F.

CUL FILE NO. E163191

△△ PART NUMBER: E5388-E00XXX-L

- 1- 3u" 2- 6u"
- 3- 15u" 4- 30u"
- 5- 50u" 6- Pd 20u"
- 50- W/FRE LOGO
- 5R- W/O FRE LOGO

← MM (INCH) →	DFTO KAN	DATE 1/28/99
TOLERANCES EXCEPT AS NOTED	CHKD QIANPU	DATE 2005/1/19
MM	MFO	DATE
.0 ±0.20	APRILLUSHENG	DATE 2005/1/19
.00 ±0.15	MATERIAL :	
.000 ±0.075	QTY :	
ANGLES ±	FINISH :	
THIRD ANGLE PROJECTION	SCALE : 3:1	

FULL RISE ELECTRONIC CO., LTD

TITLE 11.5 SIDE ENTRY 8P
FCC DEEP TYPE

DRAWING NO. GE533098
/PART NO. SEE NOTE

DO NOT SCALE DRAWING SHEET X OF Y

8 | 7 | 6 | 5 | 4 | 3 | 2 | 1

A3 2