

4

3

2

1

THIS DRAWING IS UNPUBLISHED. RELEASED FOR PUBLICATION 2006

© COPYRIGHT 2006 BY TYCO ELECTRONICS CORPORATION. ALL RIGHTS RESERVED.

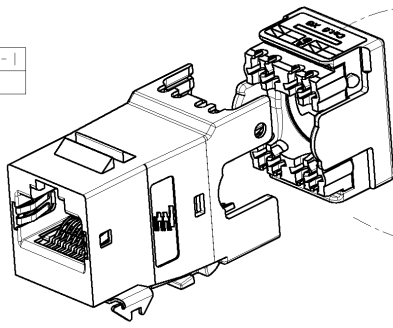
OPTIMIZED FOR F/UTP CABLES	1711342-2
OPTIMIZED FOR S/FTP and F/FTP CABLES	1711342-1
NOTE	PN-DASH

COLOUR CODING / LABELS:


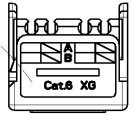
AS SHOWN	1711342-1
COMMENTS	PN

6

GENERAL VIEW



SCALE 2:1



LOC	DIST	P	LTR	DESCRIPTION	DATE	DWN	APVD
1K	2			DI ADDED DASH 2	14NOV2006	ACG	JS

1

MATERIAL:

- FRONT AND REAR HOUSING, CABLE CLAMP: ZAMAK 5. (Z410).
- IDC CONNECT BLOCK, DUST COVER AND LACING FIXTURE: POLYCARBONATE NATURAL.
- CUTTING BLADE, SPRINGS, SHIELD CONTACT POINT AND LATCH: STAINLESS STEEL.
- JACK CONTACTS: BERYLLIUM COPPER, PLATED WITH 1.27 um MINIMUM THICK GOLD IN LOCALIZED AREA AND 3.81 um MINIMUM THICK MATTE TIN IN SOLDER AREA OVER 1.27 um MINIMUM THICK NICKEL UNDERPLATE.
- IDC TERMINALS: PHOSPHOROUS BRONZE, PLATED WITH 3.81 um MINIMUM THICK BRIGHT MATTE TIN OVER 1.27 MINIMUM THICK NICKEL UNDERPLATE.

2

AMP-TWIST-6S SL JACK WILL TERMINATE:

- SOLID CONDUCTORS: 22-24 AWG.
- STRANDED CONDUCTORS: 24-26 AWG.
- MAX. INSULATION DIAMETER: Ø11.60 mm.
- MAX. CABLE JACKET: Ø9.00 mm.

3

CAVITY ACCORDING TO IEC 60603-7-5 Ed. 1.0

4

MOUNTING PANEL THICKNESS 1.47-1.60 mm. (SEE SUGGESTED CUTOUT).

5

THESE TWO SUGGESTED CUTOUT OPENINGS ARE USED IN TANDEM WITH DUAL FRONT AND BACK CUTOUTS.

6

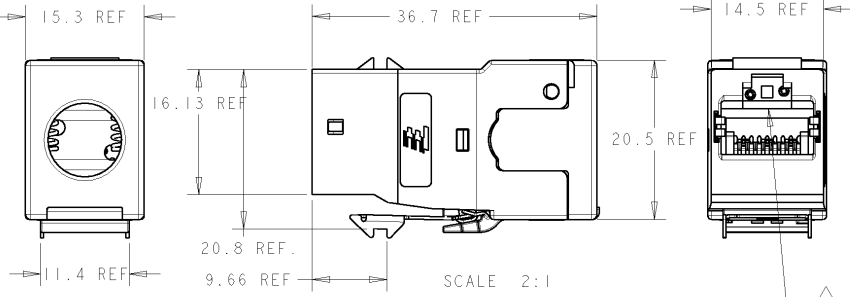
PACKAGING: ACCORDING TO SPEC. 107-93003.

7

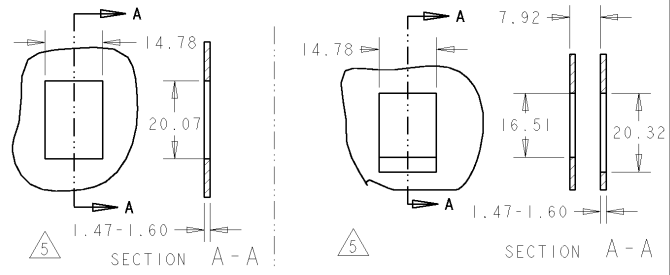
REFER TO 411-93007 FOR TERMINATION INSTRUCTIONS USING SL SERIES TOOL TERMINATION: SL SERIES TOOL PN 1901551-1.

8

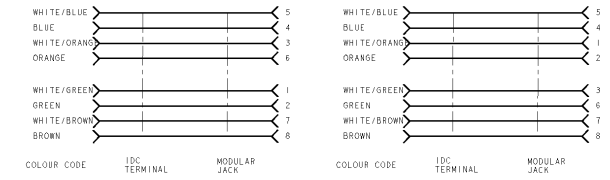
DIMENSIONS SHOWN ARE FOR REFERENCE ONLY.



SUGGESTED CUTOUT: SINGLE AND FLUSH-MOUNT APPLICATION



ELECTRICAL SCHEMATIC: WIRING T568 A/B



DIMENSIONS: mm		TOLERANCES UNLESS OTHERWISE SPECIFIED:	
0 PLC	±	0 PLC	±
1 PLC	±	1 PLC	±
2 PLC	±	2 PLC	±
3 PLC	±	3 PLC	±
4 PLC	±	4 PLC	±
ANGLES	±	ANGLES	±
MATERIAL		FINISH	

OWN	25 JUL 2005	Tyco Electronics	Tyco Electronics AMP España, S.A. Barcelona, Spain.
CHK	A. CARRERAS		
APVD	16 JUN 2006	NAME	
PRODUCT SPEC	108-93003	AMP-TWIST-6S SL JACK REAR CABLE EXIT W/O DUST COVER	
APPLICATION SPEC	411-93007	SIZE	CAGE CODE
WEIGHT		A3	00779
CUSTOMER DRAWING		DRAWING NO	C-1711342
		RESTRICTED TO	
		SCALE	SHEET OF REV D

AMP 1470-19 REV SIMAR2000

Proj/ENGINEER DRAWING