THIS DRAWING IS UNPUBLISHED. RELEASED FOR PUBLICATION 20
© COPYRIGHT 20 BY TYCO ELECTRONICS CORPORATION. ALL RIGHTS RESERVED.

| LOC | DIST |
|---|---|
| HM | 00 |

REVISIONS

| P | LTR | DESCRIPTION | DATE | DWN | APVD |
|---|---|---|---|---|---|
| | E | REV; ECO-06-024911 | 25OCT2006 | GG | BM |
| | F | REV; ECO-07-015835 | 13JUL2007 | GG | SA |
| | G | REV; ECO-09-001925 | 27JAN2009 | JB | SA |

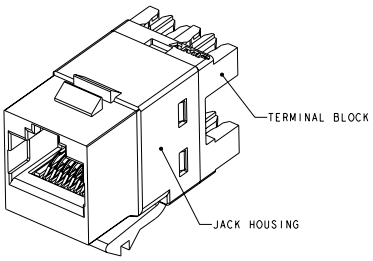


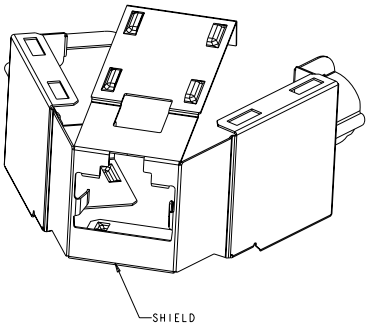


1. MATERIAL: JACK HOUSING - POLYPHENYLENE OXIDE, 94V-0 RATED.
   110 BLOCK - POLYCARBONATE.
   ARRAY TRAY - PBT POLYESTER.
   JACK CONTACTS ARRAY - BERYLLIUM COPPER, PLATED WITH 1.27µm [.000050] MINIMUM THICK GOLD IN LOCALIZED AREA AND 3.81µm [.000150] MINIMUM THICK MATTE TIN IN BOARD INTERFACE AREA OVER 1.27µm [.000050] MINIMUM THICK NICKEL UNDERPLATE.
   IDC TERMINALS - PHOSPHOROUS BRONZE, PLATED WITH 3.81µm [.00015] MINIMUM THICK MATTE TIN OVER 1.27µm [.00005] MINIMUM THICK NICKEL UNDERPLATE.
   SHIELD: COPPER ZINC ALLOY 260 PREPLATED WITH BRIGHT NICKEL.
2. SL 110 JACK WILL TERMINATE 22-24 AWG SOLID AND 24-26 AWG STRANDED CONDUCTORS. 1.27[.050] MAXIMUM INSULATION DIAMETER. JACK WILL ACCEPT CONDUCTORS UP TO 1.45 [.057] BUT REQUIRE THE USE OF A STRAIN RELIEF.
3. CAVITY CONFORMS TO FCC RULES AND REGULATIONS PART 68 SUBPART F REQUIREMENTS.
4. MOUNTING PANEL THICKNESS 1.47 - 1.60 [.058 - .063].
5. THESE TWO SUGGESTED CUTOUT OPENINGS ARE USED IN TANDEM WITH DUAL FRONT AND BACK CUTOUTS.
6. ONE MODULAR JACK ASSEMBLY AND ONE SHIELD PER POLYBAG.
7. SHIELD SHIPPED NOT ASSEMBLED.
8. REFER TO 408-8858 FOR TERMINATION INSTRUCTIONS USING SL SERIES TOOL TERMINATION. REFER TO 408-8602 FOR TERMINATION INSTRUCTIONS USING 110 PUNCH DOWN TOOL.

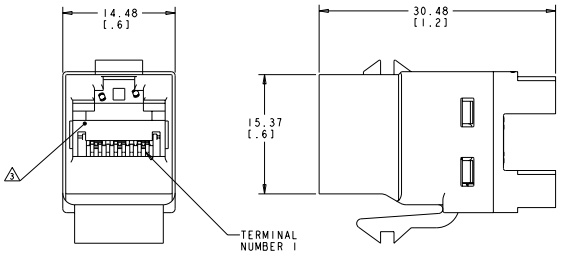


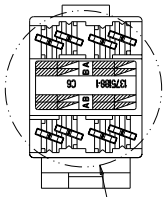


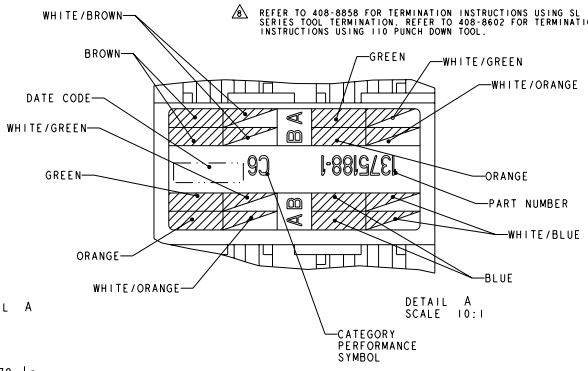


DETAIL A
SCALE 10:1

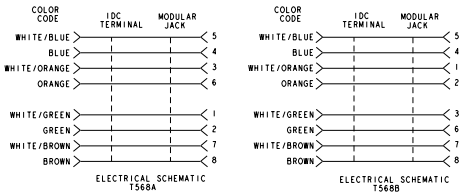


ELECTRICAL SCHEMATIC T568A

ELECTRICAL SCHEMATIC T568B

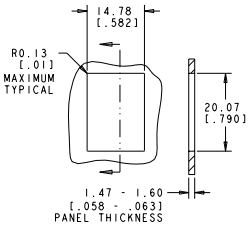


SINGLE PANEL CUTOUT

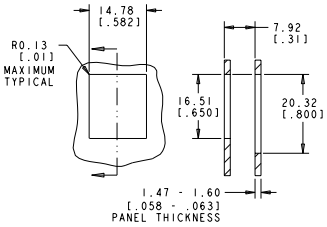


SUGGESTED FLUSH MOUNT
PANEL APPLICATION CUTOUT

| 6 | BLACK | 1375188-1 |
|---|---|---|
| PACKAGE | HOUSING COLOR | PART NUMBER |

THIS DRAWING IS CONSIDERED AS PROPRIETARY AND IS LEGALLY PROTECTED BY TYCO ELECTRONICS CORPORATION. COPIES OF DRAWINGS MUST BE RETURNED UPON REQUEST.

DIMENSIONS: MM[INCHES]

TOLERANCES UNLESS OTHERWISE SPECIFIED:
0 PLC ±:
1 PLC ±:
2 PLC ±:
3 PLC ±:
4 PLC ±:
ANGLES ±:
FINISH :

MATERIAL :

DWN T. PITTS 05NOV01
CHK L. SMITH 08NOV01
APV C. DOOLEY 08NOV01
PRODUCT SPEC 108-1990 - 108-1990-3
APPLICATION SPEC -
WEIGHT -
CUSTOMER DRAWING

Tyco Electronics
Harrisburg, PA 17105-3608

NAME ASSEMBLY, SL 110 JACK, SHIELDED, CAT 6

| SIZE | CAGE CODE | DRAWING NO | RESTRICTED TO |
|---|---|---|---|
| A1 | 00779 | C-1375188 | - |

SCALE 4:1 SHEET 1 OF 1 REV G

AMP 4805 REV 31MAR2000
Pro/ENGINEER DRAWING

Downloaded from Elcodis.com electronic components distributor