THIS DRAWING IS UNPUBLISHED. RELEASED FOR PUBLICATION 28JAN2005
© COPYRIGHT 2005 BY TYCO ELECTRONICS CORPORATION. ALL RIGHTS RESERVED

REVISIONS					
LTR	DESCRIPTION	DATE	DWN	APVD
A	REV. EC 0511-0291-04	23JUN2005	LV	SF
B	REV PER ECO-07-004503	02MAR2007	RG	JN
B1	REVISED PER ECO-10-000445	11JAN10	KK	AEG

ESC AA | PAGE 22

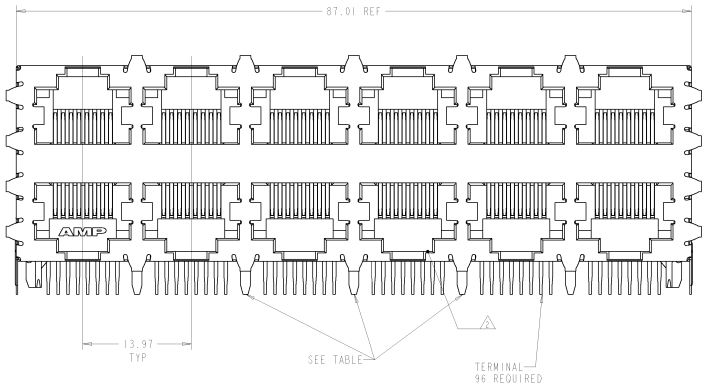

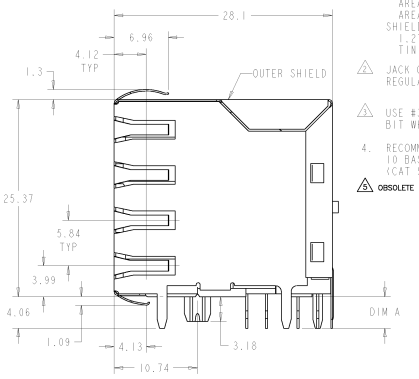

1. HOUSING: PCT POLYESTER, BLACK, UL 94V-0.
   TERMINALS: 0.305 THICK PHOS BRONZE PLATED WITH 1.27µm MINIMUM THICK HARD GOLD IN LOCALIZED AREA AND 2.03µm MINIMUM THICK MATTE TIN IN SOLDER AREA OVER 1.27µm MINIMUM THICK NICKEL UNDERPLATE.
   SHIELD: 0.196 THICK COPPER ALLOY PLATED WITH 1.27µm MINIMUM NICKEL AND 2.03µm MINIMUM HOT TIN DIP ON PCB GROUND TABS.
2. JACK CAVITY CONFORMS TO FCC RULES AND REGULATIONS, PART 68 SUBPART F.
3. USE #30 DRILL BIT OR 3.25mm DRILL BIT WHEN PRODUCING THESE PCB HOLES
4. RECOMMENDED APPLICATIONS: FAST ETHERNET, 10 BASE-T ETHERNET, AND 10/100 BASE-T ETHERNET (CAT 5 TWO PAIR 1/2, 3/6)
5. OBSOLETE PARTS: OBSOLETE CIS STREAMLINING PER D.RENAUD/D.SINISI

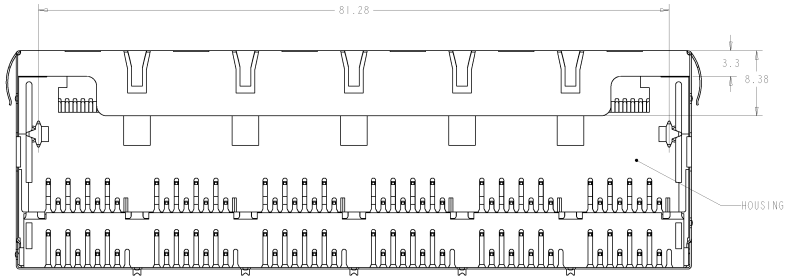

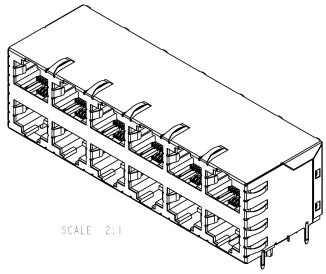

OBSOLETE 5				
3.05	NONE	NONE	~~6339114-4~~
3.56	NONE	NONE	~~6339114-5~~
3.56	A,C,E	3	~~6339114-2~~
3.56	A,B,C,D,E	5	6339114-1
DIM A	PCB HOLES USED	REAR PCB TABS	PART NO.

DWN	23JUN2005	Tyco Electronics, Harrisburg, PA 17105-3608	
CH	L. VARELA 23JUN2005		
APVD	J. KESTMAN 23JUN2005		
DRN	2 PLACE ±.01		
PRODUCT SPEC	108-1163-9	TITLE	ASSEMBLY,STACKED JACK,2 X 6, 8 POSITION,SHIELDED, WAVE PANEL GROUND
APPLICATION SPEC	114-2048	SIZE	A
WEIGHT	-	CAGE CODE	00779
CUSTOMER DRAWING		DRAWING NO	C-6339114
		SCALE	4:1
		SHEET	1 OF 2
		RESTRICTED TO	-
		REV	B1

AMP 4045 REV 31MAR2000
PRODUCT ENGINEER DRAWING

Downloaded from Elcodis.com electronic components distributor

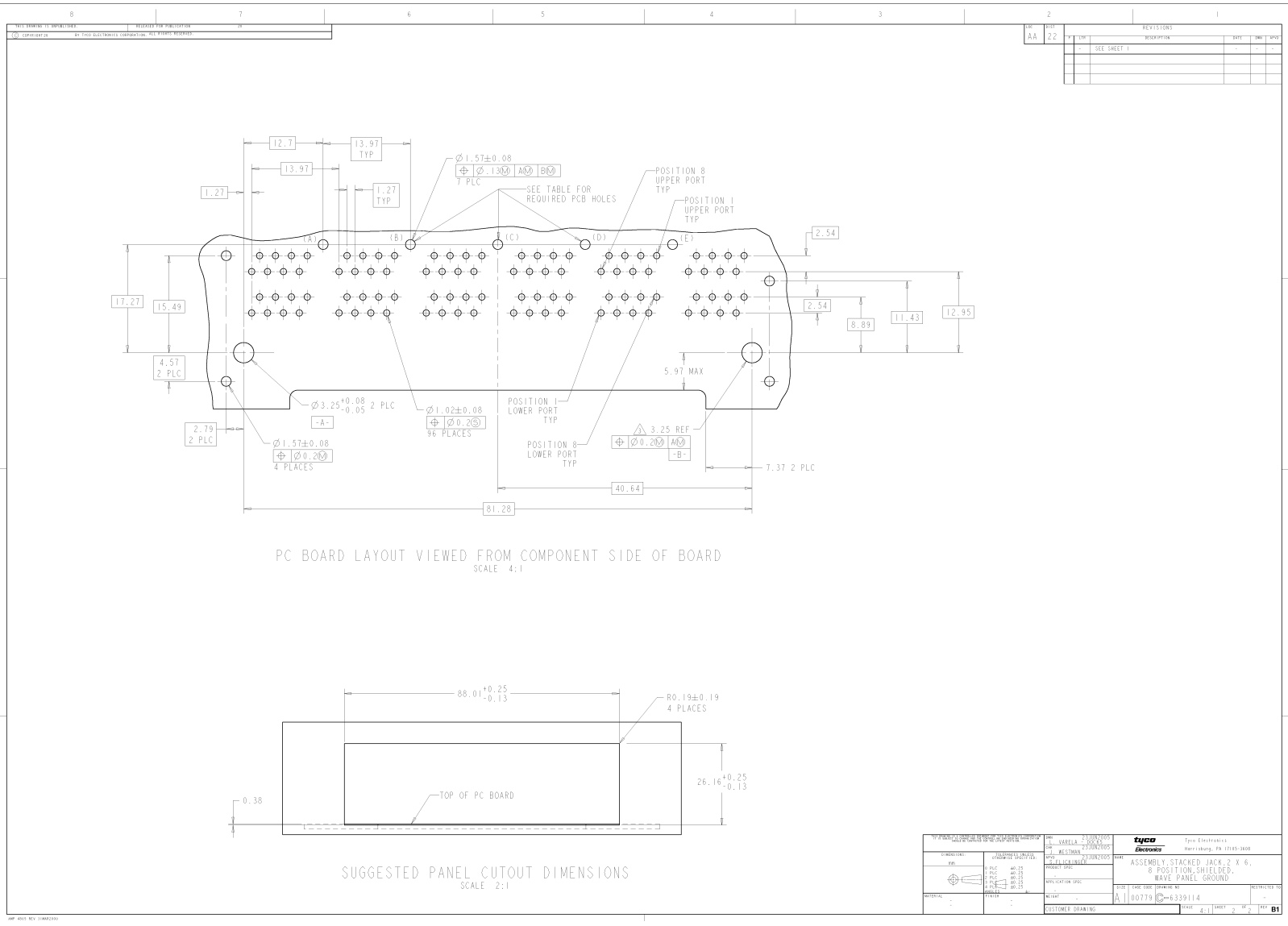

Downloaded from Elcodis.com electronic components distributor