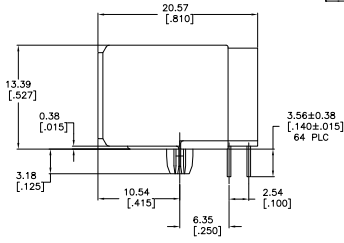
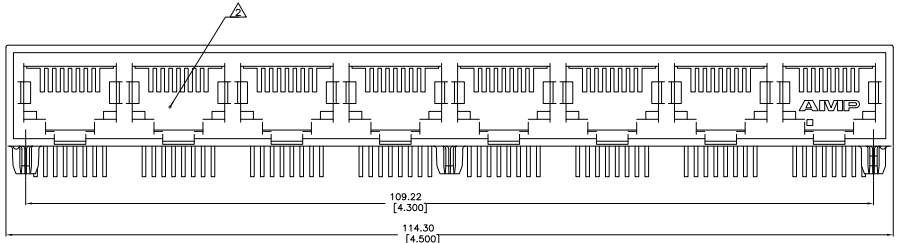


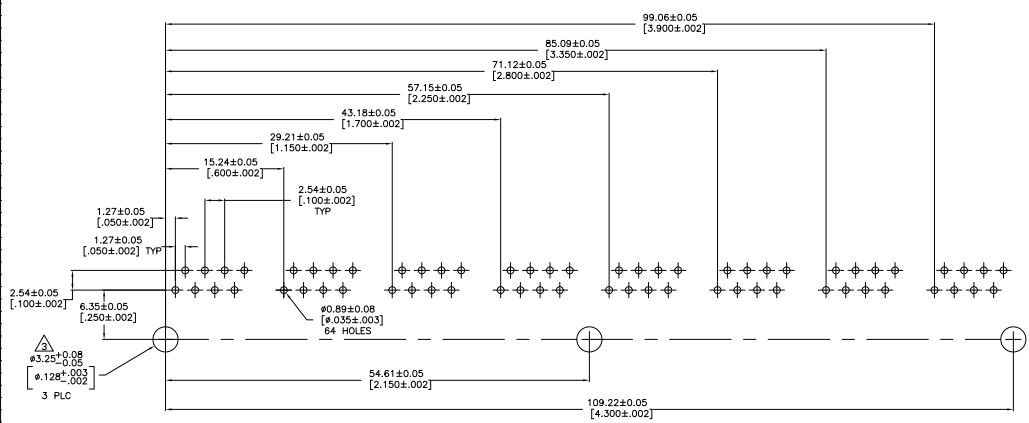
THIS DRAWING IS UNPUBLISHED
 ALL RIGHTS RESERVED

REV	DATE	DESCRIPTION	BY	CHK
AA	00			
B		E20-07-021493		

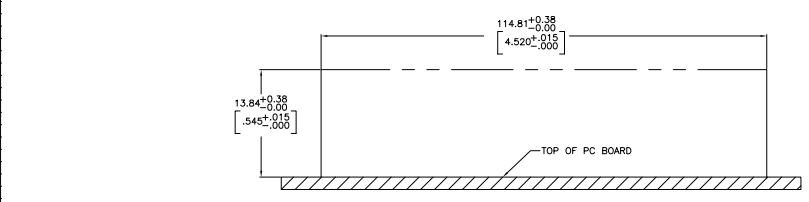


- MATERIAL: HOUSING - NYLON, COLOR: BLACK, UL 94V-0. OVERMOLDED TERMINAL ARRAY - PBT, BROWN. TERMINALS - 0.33[.013] THICK PHOS BRONZE PLATED WITH 1.27[.00050] MINIMUM HARD GOLD IN LOCALIZED AREA AND 3.81[.000150] MINIMUM TIN-LEAD IN SOLDER AREA OVER 1.27[.00050] MINIMUM NICKEL UNDERPLATE. SHIELD - 0.254[.010] THICK COPPER ALLOY PLATED WITH 2.03[.00080] MINIMUM THICK OVER 1.27[.00050] MINIMUM THICK

▲ JACK CAVITY CONFORMS TO FCC RULES AND REGULATIONS, PART 68 SUBPART F.
 ▲ USE #30 DRILL BIT OR 3.25mm DRILL BIT WHEN PRODUCING THESE PCB HOLES.



RECOMMENDED PC BOARD LAYOUT
 COMPONENT SIDE
 (SEE APPLICATION SPECIFICATION)



RECOMMENDED PANEL CUTOUT

THIS DRAWING IS A CONTROLLED DOCUMENT.		REV		DATE		DESCRIPTION		BY		CHK	
INCHES	MM	1	1	10B-1163-2	10B-1163-2	10B-1163-2	10B-1163-2	10B-1163-2	10B-1163-2	10B-1163-2	10B-1163-2
10B-1163-2	10B-1163-2	10B-1163-2	10B-1163-2	10B-1163-2	10B-1163-2	10B-1163-2	10B-1163-2	10B-1163-2	10B-1163-2	10B-1163-2	10B-1163-2
114-204B	114-204B	114-204B	114-204B	114-204B	114-204B	114-204B	114-204B	114-204B	114-204B	114-204B	114-204B
SEE NOTE 1	SEE NOTE 1	SEE NOTE 1	SEE NOTE 1	SEE NOTE 1	SEE NOTE 1	SEE NOTE 1	SEE NOTE 1	SEE NOTE 1	SEE NOTE 1	SEE NOTE 1	SEE NOTE 1
CUSTOMER DRAWING		A1		00779		G=6116525		REV		REV	

6116525-1
 PART NUMBER

Two Electronics Corporation
 Harrisburg, Pa 17105-3608

MODULAR JACK ASSEMBLY,
 B POSITION, RIGHT ANGLE, LOW PROFILE,
 B POINT CATEGORY 5

REV 1
 REV B