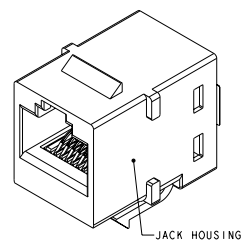
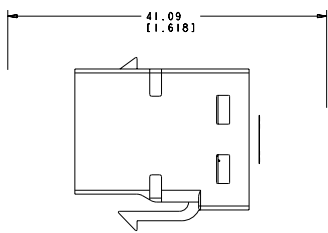


REV	DATE	DESCRIPTION	BY	CHK	APP
A	08/20/2005	NSD05-058	ALM/MSB	LS	CO
B	REV: ECO-06-024911		ZHO/TMM	GS	BM
C	REV: ECO-09-061942		ZHO/TMM	JB	SA
D	ADD 1-3, REV ECO-10-004736		SHM/MSB	LM	SA

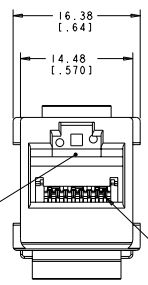


BEND-LIMITING STRAIN RELIEF

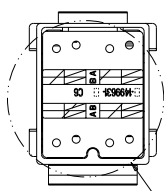
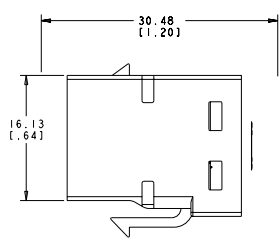


SHOWN WITH STRAIN RELIEF ASSEMBLED

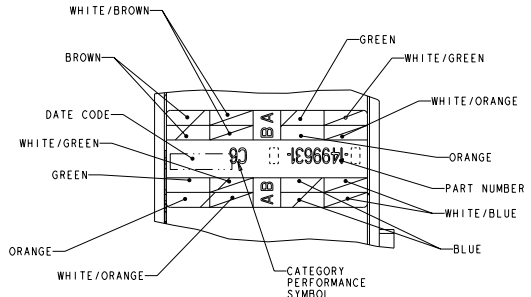
- △ MATERIAL: JACK HOUSING - POLYPHYLENE OXIDE, 94V-0 RATED, 110 BLOCK AND BEND LIMITING STRAIN RELIEF - POLYCARBONATE, ARRAY TRAY - PBT POLYESTER.
- △ JACK CONTACTS ARRAY - BERYLLIUM COPPER, PLATED WITH 1.27µm (.00050) MINIMUM THICK GOLD IN LOCALIZED AREA AND 3.81µm (.000150) MINIMUM THICK MATTE TIN IN BOARD INTERFACE AREA OVER 1.27µm (.00050) MINIMUM THICK NICKEL UNDERPLATE.
- △ IDC TERMINALS - PHOSPHOROUS BRONZE, PLATED WITH 3.81µm (.00015) MINIMUM THICK MATTE TIN OVER 1.27µm (.00050) MINIMUM THICK NICKEL UNDERPLATE.
- 2. KL 110 JACK WILL TERMINATE 22-24 AWG SOLID CONDUCTORS, 1.27(.050) MAXIMUM INSULATION DIAMETER. JACK WILL ACCEPT CONDUCTORS UP TO 1.45 (.057) BUT REQUIRE THE USE OF A STRAIN RELIEF.
- △ CAVITY CONFORMS TO FCC RULES AND REGULATIONS! PART 68 SUBPART F REQUIREMENTS.
- 4. MOUNTING PANEL THICKNESS 1.22 - 1.55 (.048 - .061).
- △ THESE TWO SUGGESTED CUTOUT OPENINGS ARE USED IN TANDEM WITH DUAL FRONT AND BACK CUTOUTS.
- △ ONE MODULAR JACK ASSEMBLY PER POLYBAG.
- △ USE IS OPTIONAL.
- △ REFER TO 408-8858 FOR TERMINATION INSTRUCTIONS USING SL SERIES TOOL. TERMINATION: REFER TO 408-8417 FOR TERMINATION INSTRUCTIONS USING 110 PUNCH-DOWN TOOL.



TERMINAL NUMBER 1



SEE DETAIL A



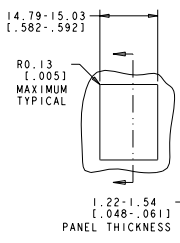
DETAIL A SCALE 8:1

COLOR CODE	IDC TERMINAL	MODULAR JACK	
WHITE/BLUE	5	5	
BLUE	4	4	
WHITE/ORANGE	3	3	
ORANGE	2	2	
WHITE/GREEN	1	1	
GREEN	6	6	
WHITE/BROWN	7	7	
BROWN	8	8	

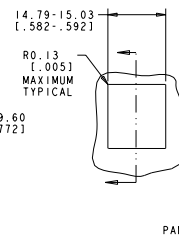
ELECTRICAL SCHEMATIC T568A

COLOR CODE	IDC TERMINAL	MODULAR JACK	
WHITE/BLUE	5	5	
BLUE	4	4	
WHITE/ORANGE	1	1	
ORANGE	2	2	
WHITE/GREEN	3	3	
GREEN	6	6	
WHITE/BROWN	7	7	
BROWN	8	8	

ELECTRICAL SCHEMATIC T568B



SINGLE PANEL CUTOUT



SUGGESTED FLUSH MOUNT PANEL APPLICATION CUTOUT

PACKAGE	HOUSING COLOR	PART NUMBER
ALPINE WHITE		1-1499631-3
ELECTRIC IVORY		1-1499631-1
VIOLET		1-1499631-0
GREEN		1499631-9
YELLOW		1499631-8
RED		1499631-7
BLUE		1499631-6
ORANGE		1499631-5
NEVA GRAY		1499631-4
WHITE		1499631-3
BLACK		1499631-2
LIGHT ALMOND		1499631-1

DATE: 08/20/2005  
 TIME: 09:00:00  
 USER: ALM/MSB  
 PROJECT: NSD05-058  
 SHEET: 001 OF 001  
 TITLE: ASSY, CAT 6, UTP, XL SERIES JACK  
 STATE: CA  
 COUNTY: ALameda  
 CITY: Fremont  
 ZIP: 94558  
 CUSTOMER: ALM/MSB  
 DRAWING: 1499631-3  
 SCALE: 1:1  
 SHEET: 1 OF 1