THIS DRAWING IS UNPUBLISHED. RELEASED FOR PUBLICATION -.-.-
© COPYRIGHT -- BY TYCO ELECTRONICS CORPORATION. ALL RIGHTS RESERVED.

| LOC | DIST |
|---|---|
| AA | 22 |

REVISIONS

| P | LTR | DESCRIPTION | DATE | DWN | APVD |
|---|---|---|---|---|---|
| | B1 | REVISED PER ECO-09-024927 | 09NOV09 | KK | AEG |

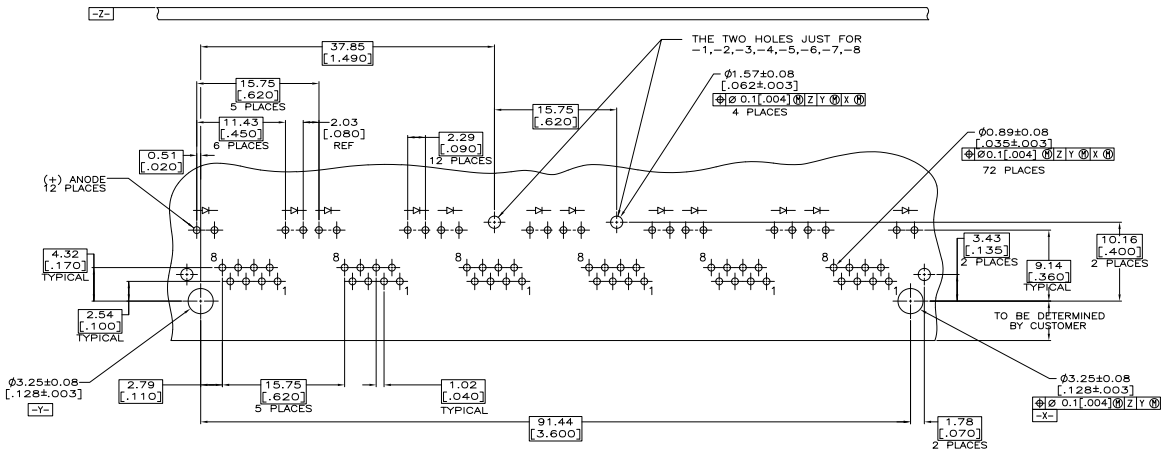


SUGGESTED PRINTED CIRCUIT BOARD LAYOUT
(COMPONENT SIDE)

1. MATERIAL:
HOUSING – HIGH TEMPERATURE THERMOPLASTIC, BLACK, UL94V–0.
TERMINALS – 0.36[.014] THICK PHOS BRONZE PLATED WITH 3.81μm[.000150] MINIMUM THICK MATTE TIN IN SOLDER AREA. 1.27μm [.000050] MINIMUM GOLD IN LOCALIZED PLATE AREA. ENTIRE TERMINAL PLATED WITH 1.27μm [.000050] MINIMUM THICK NICKEL.
SHIELD – 0.196[.0077] THICK COPPER ZINC ALLOY PREPLATED WITH 1.27μm[.000050] MINIMUM SATIN NICKEL WITH 2.03μm[.000080] MINIMUM TIN POST DIPPED ON PCB GROUND TABS.
LIGHT EMITTING DIODE (LED) – DIFFUSED EPOXY LENS, 0.51 x 0.51[.020 x .020] CARBON STEEL WIREFRAME LEADS PREPLATED WITH 8.89 μm[.0003500] THICK Sn/Cu OVER 2.03 μm[.000080] THICK Ag OVER 1.02μm[.000040] THICK Cu OVER 3.56 μm[.000140] THICK Ni OVER 1.02μm[.000040] Cu UNDERPLATE

2. JACK CAVITY CONFORMS TO FCC RULES AND REGULATIIONS PART 68, SUBPART F.

3. SUGGESTED PANEL OPENING DIMENSIONS.

4. SUGGESTED CLEARANCE BETWEEN TOP OF CONNECTOR AND TOP PANEL OPENING.

5. SEE TABLE FOR COLOR OF LEDS AND NUMBER REQUIRED.

6. THIS MODULAR JACK WITH INTEGRATED LED IS NOT IR REFLOW SOLDERING PROCESS COMPATIBLE.

7. FOR 5406554–9, NO REAR GROND TAB.

8. OBSOLETE PARTS: OBSOLETE CIS STREAMLINING PER D.RENAUD/D.SINISI

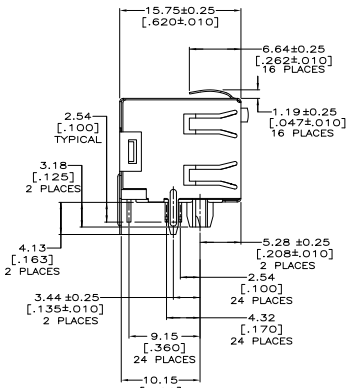


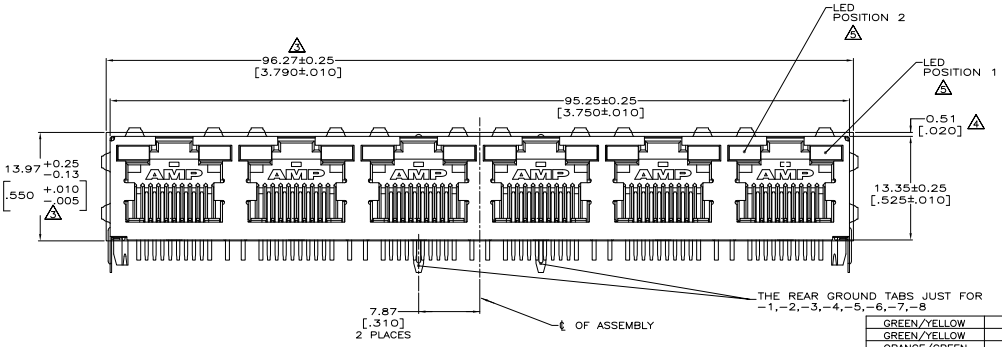


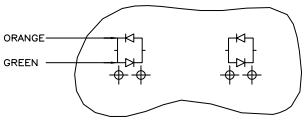


LED CURRENT DIAGRAM
5406554–7 ONLY

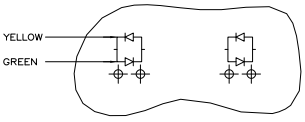


LED CURRENT DIAGRAM
5406554–8 ONLY

| | POSITION 2 | POSITION 1 | PART NUMBER |
|---|---|---|---|
| | GREEN/YELLOW | GREEN/YELLOW | 5406554–9 |
| | GREEN/YELLOW | GREEN/YELLOW | 5406554–8 |
| | ORANGE/GREEN | ORANGE/GREEN | 5406554–7 |
| OBSOLETE | YELLOW | YELLOW | ~~5406554–6~~ |
| | GREEN | GREEN | 5406554–5 |
| | GREEN | YELLOW | 5406554–4 |
| OBSOLETE | YELLOW | – | ~~5406554–3~~ |
| | – | GREEN | 5406554–2 |
| INDICATOR COLOR FOR EACH HOUSING | | | |

THIS DRAWING IS A CONTROLLED DOCUMENT.

DIMENSIONS: mm[inches]

TOLERANCE UNLESS OTHERWISE SPECIFIED:
0 PLC ± –
1 PLC ± –
2 PLC ± 0.25 [±.01]
3 PLC ± 0.13 [±.005]
4 PLC ± –
ANGLES ± –

MATERIAL 1
FINISH 1

DWN D. ALCORTA – 15JAN09
CHK J. WESTMAN – 15JAN09
APVD S. FLICKINGER – 15JAN09
PRODUCT SPEC 108–1163–4
APPLICATION SPEC 114–2154
WEIGHT –

Tyco Electronics Corporation
Harrisburg, PA 17105–3608

NAME INVERTED MODULAR JACK ASSEMBLY, 1X6, SHIELDED, PANEL GROUND, LED

SIZE A1 CAGE CODE 00779 DRAWING NO C–5406554 RESTRICTED TO –

CUSTOMER DRAWING SCALE 4:1 SHEET 1 OF 1 REV B1

AMP 4805 REV 31MR2000

Downloaded from Elcodis.com electronic components distributor