

4

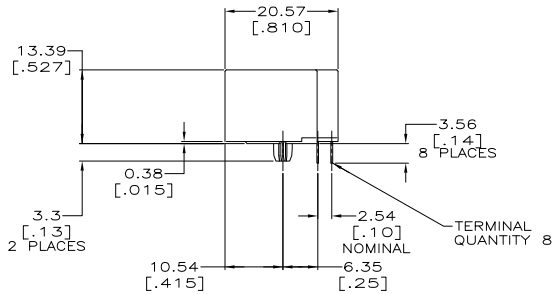
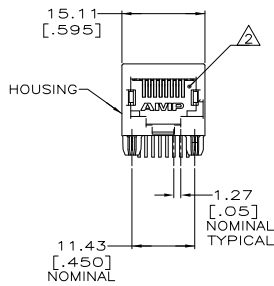
3

2

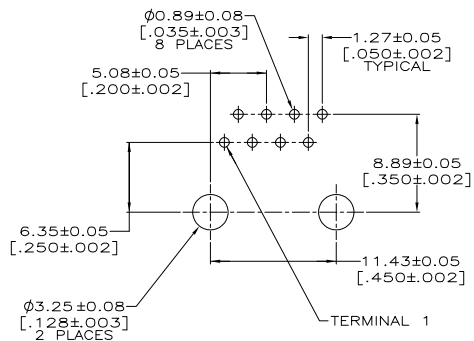
1

THIS DRAWING IS UNPUBLISHED. RELEASED FOR PUBLICATION
 © COPYRIGHT BY TYCO ELECTRONICS CORPORATION. ALL RIGHTS RESERVED.

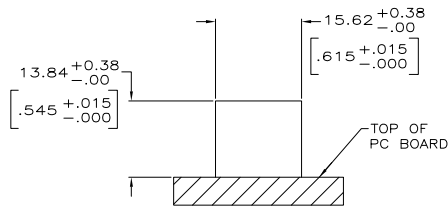
LOC	DIST	REVISIONS					
AA	22	F	LTR	DESCRIPTION	DATE	OWN	APP'D
		A		REV PER EC 0511-0201-04	08JUN2005	LV	SF



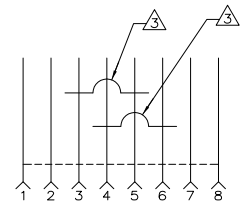
- △ MATERIAL: HOUSING - HIGH TEMPERATURE NYLON, BLACK, UL 94V-0, IR REFLOW COMPATIBLE. TERMINALS - 0.33[.013] THICK PHOS BRONZE PLATED WITH 1.27µm[.000050] MINIMUM THICK HARD GOLD IN LOCALIZED AREA AND 3.81µm[.000150] MINIMUM THICK MATTE TIN IN SOLDER AREA OVER 1.27µm[.000050] MINIMUM THICK NICKEL UNDERPLATE.
- △ JACK CAVITY CONFORMS TO FCC RULES AND REGULATIONS, PART 68 SUBPART F.
- △ SHORT IS REMOVED BY INSERTION OF MODULAR PLUG.



SUGGESTED PC BOARD LAYOUT
 COMPONENT SIDE
 SCALE 4:1



SUGGESTED PANEL CUTOUT



SHORTING FEATURE

5569972-1
 PART NUMBER

THIS DRAWING IS A CONTROLLED DOCUMENT.		DRN J. VARELA	08JUN2005	 Tyco Electronics Corporation Harrisburg, PA 17105-3608
DIMENSIONS: mm [inches]		CHK J. WESTMAN	08JUN2005	
TOLERANCES UNLESS OTHERWISE SPECIFIED:		APPC S. FLICKINGER	08JUN2005	MODULAR JACK ASSEMBLY, 8 POSITION, KEYED, RIGHT ANGLE, LOW PROFILE, SHORTING, TOKEN RING
0 PLG ± .00		PRODUCT SPEC 108-1163		
1 PLG ± .025(01)		APPLICATION SPEC 114-2048		
2 PLG ± .013(005)		SIZE CASE CODE DRAWING NO	A200779C-5569972	
3 PLG ± .013(005)		RESTRICTED TO		
4 PLG ± .013(005)		WEIGHT		
ANGLES ± .0		CUSTOMER DRAWING	SCALE 2:1 SHEET 1 OF 1 REV A	
FINISH				