

4

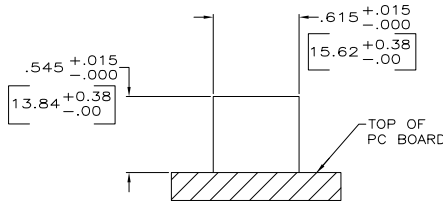
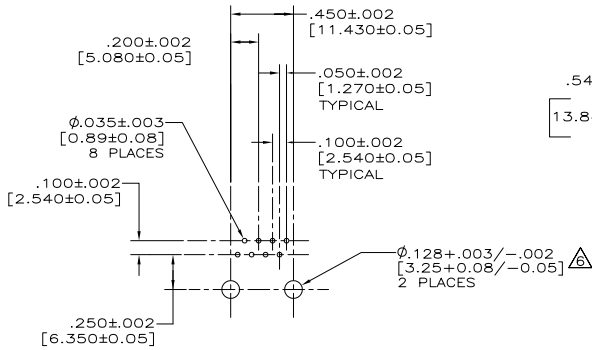
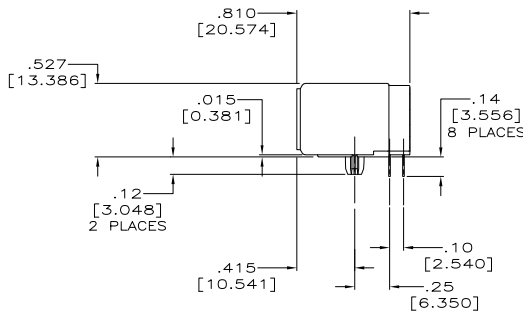
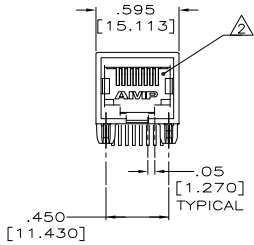
3

2

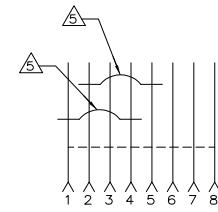
1

THIS DRAWING IS UNPUBLISHED. RELEASED FOR PUBLICATION
 © COPYRIGHT BY TYCO ELECTRONICS CORPORATION. ALL RIGHTS RESERVED.

LOC		DIST		REVISIONS			
AA	22	P	LTR	DESCRIPTION	DATE	MIN	APD
		A		REV PER EC 0511-0201-04	15JUN2005	GA	SF



SUGGESTED PANEL CUTOUT



SHORTING FEATURE

SUGGESTED PC BOARD LAYOUT COMPONENT SIDE

5557788-1
 PART NO.

THIS DRAWING IS A CONTROLLED DOCUMENT.		DRG. G. ATTADIA 15JUN2005	 Tyco Electronics Corporation Harrisburg, PA 17105-3608
DIMENSIONS: Inches [mm]		OK: WESTMAN 15JUN2005	
0 PLC # - 1 PLC # - 2 PLC # - 3 PLC # - 4 PLC # - ANGLES # -		APD: S. FLICKINGER 15JUN2005 PRODUCT SPEC: 108-1163 APPLICATION SPEC: 114-2048 HEIGHT: -	NAME: MODULAR JACK ASSEMBLY, 8 POSITION RIGHT ANGLE, LOW PROFILE, SHORTING
MATERIAL: △	FINISH: △	CUSTOMER DRAWING	SIZE: A2 CAGE CODE: 00779 DRAWING NO: C-5557788 RESTRICTED TO: - SCALE: 2:1 SHEET: 1 OF 1 REV: A

AMP 1471-9 REV 31MM2000

5557788

B

A