THIS DRAWING IS UNPUBLISHED. RELEASED FOR PUBLICATION -,- .
© COPYRIGHT - BY TYCO ELECTRONICS CORPORATION. ALL RIGHTS RESERVED.

LOC	DIST
AA	00

REVISIONS

P	LTR	DESCRIPTION	DATE	DWN	APVD
	C1	REVISED PER ECO-09-024927	09NOV09	KK	AEG

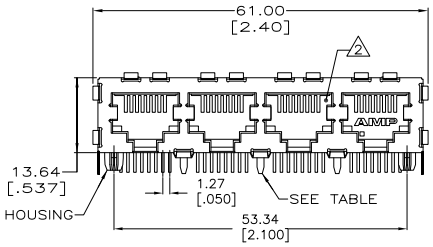

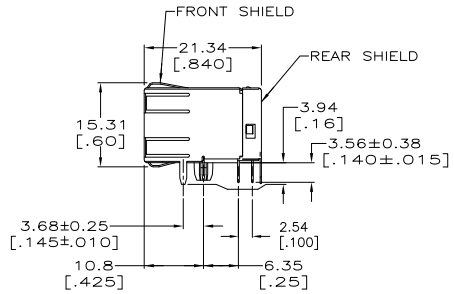

1. MATERIAL:
HOUSING – NYLON, BLACK, UL 94V-0.
OVERMOLDED TERMINAL ARRAY – PBT, BROWN.
TERMINALS – 0.33[.013] THICK PHOS BRONZE PLATED WITH 1.27μm[.000050] MINIMUM HARD GOLD IN LOCALIZED AREA AND 3.81μm[.000150] MINIMUM MATTE TIN IN SOLDER AREA OVER 1.27μm [.000050] MINIMUM NICKEL UNDERPLATE.
SHIELD – 0.254[.010] THICK COPPER ALLOY PLATED WITH 1.27μm[.000050] MINIMUM NICKEL AND 2.03μm[.000080] MINIMUM HOT TIN DIP ON PCB GROUND TABS.

2. JACK CAVITY CONFORMS TO FCC RULES AND REGULATIONS, PART 68 SUBPART F.

3. OBSOLETE PARTS: OBSOLETE CIS STREAMLINING PER D.RENAUD/D.SINISI

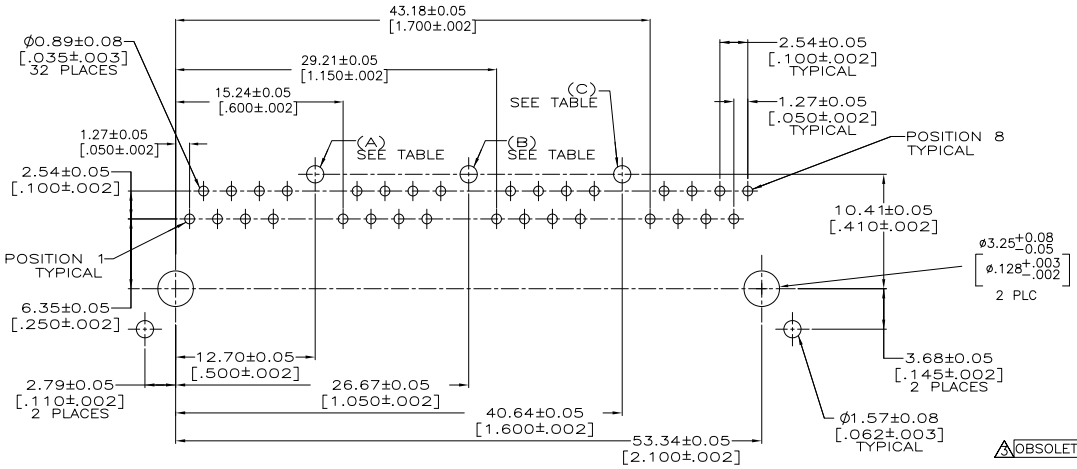

SUGGESTED PC BOARD LAYOUT
COMPONENT SIDE (TOP)
SCALE 4:1

	HOLES USED	NO. OF REAR TABS	PART NO.
	(A) (B) (C)	ALL THREE	5406275-3
	(B)	(1) MIDDLE	5406275-2
3 OBSOLETE	NONE	NONE	~~5406275-1~~

THIS DRAWING IS A CONTROLLED DOCUMENT.

DIMENSIONS: mm [inches]

TOLERANCES UNLESS OTHERWISE SPECIFIED:
0 PLC ± –
1 PLC ± –
2 PLC ± 0.25[.01]
3 PLC ± 0.13[.005]
4 PLC ± –
ANGLES ± –

MATERIAL: SEE NOTE 1
FINISH: SEE NOTE 1

DWN J. ALCORTA – DOCKS 07JUN2005
CHK J. WESTMAN 07JUN2005
APVD S. FLICKINGER 07JUN2005
PRODUCT SPEC 108-1163-2
APPLICATION SPEC 114-2048
WEIGHT –

Tyco Electronics
Tyco Electronics Corporation
Harrisburg, PA 17105-3608

NAME: MODULAR JACK ASSEMBLY, 4 PORT, 8 POSITION, SHIELDED, REVERSE PANEL GROUND TABS, CATEGORY 5

SIZE A2 | CAGE CODE 00779 | DRAWING NO C-5406275 | RESTRICTED TO –

CUSTOMER DRAWING | SCALE 2:1 | SHEET 1 OF 1 | REV C1

5406275

AMP 1471-9 REV 31MAR2000

Downloaded from Elcodis.com electronic components distributor