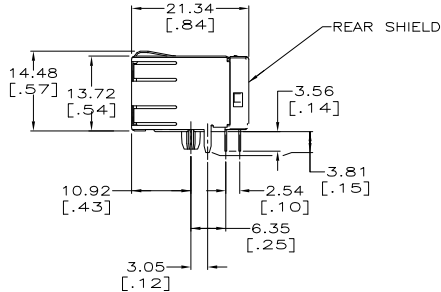
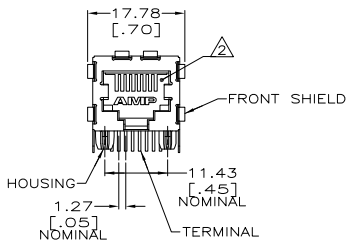
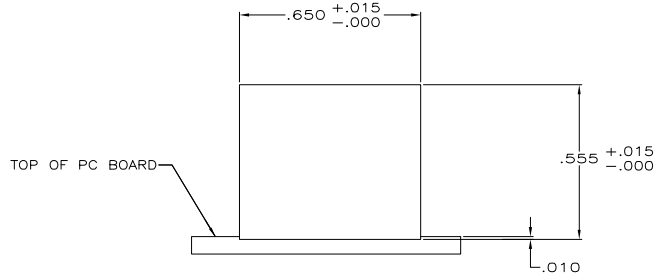
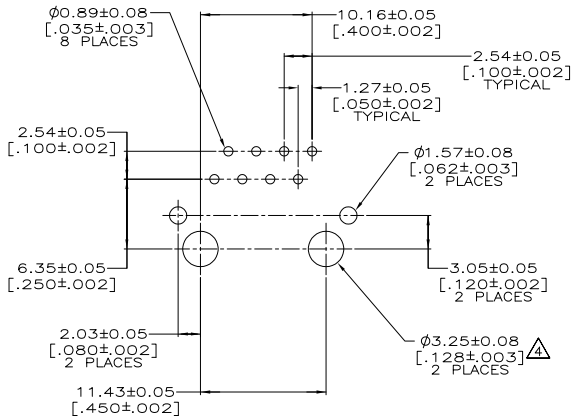


THIS DRAWING IS UNPUBLISHED. RELEASED FOR PUBLICATION. BY TYCO ELECTRONICS CORPORATION. ALL RIGHTS RESERVED.

LOC	DIST	REVISIONS			
F	LTR	DESCRIPTION	DATE	BY	APP
AA	22	REV PER EC 0511-0201-04	08JUN2005	JA	SF

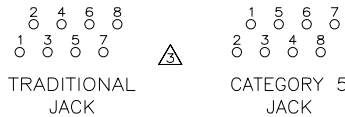


- ▲ MATERIAL: HOUSING - NYLON, BLACK, IR REFLOW COMPATIBLE, UL 94V-0.
 TERMINALS - 0.33[.013] THICK PHOS BRONZE PLATED WITH 1.27µm[.000050] MINIMUM THICK HARD GOLD IN LOCALIZED AREA AND 3.81µm [.000150] MINIMUM THICK MATTE TIN IN SOLDER AREA OVER 1.27µm[.000050] MINIMUM THICK NICKEL UNDERPLATE.
 SHIELDS - 0.25[.010] THICK COPPER ALLOY PLATED WITH 2.03µm[.000080] MINIMUM BRIGHT TIN OVER 1.27µm[.000050] MINIMUM NICKEL.
- ▲ JACK CAVITY CONFORMS TO FCC RULES AND REGULATIONS, PART 68 SUBPART F.
- ▲ CAUTION: CATEGORY 5 JACK SOLDER TAIL POSITIONS DO NOT FOLLOW SAME NUMBER SEQUENCE AS THAT OF THE TRADITIONAL JACKS.
- ▲ USE #30 DRILL BIT OR 3.25mm DRILL BIT WHEN PRODUCING THESE PCB HOLES.



SUGGESTED PC BOARD LAYOUT COMPONENT SIDE SCALE 4:1

SUGGESTED PANEL CUTOUT SCALE 4:1



THIS DRAWING IS A CONTROLLED DOCUMENT.		DRN: J. ALCORTA	08JUN2005	Tyco Electronics Corporation Harrisburg, PA 17105-3608
DIMENSIONS: mm (inches)		CHK: J. WESTMAN	08JUN2005	
TOLERANCES UNLESS OTHERWISE SPECIFIED:		APD: S. FLECKINGER	08JUN2005	PART NUMBER: 5406300-1 NAME: MODULAR JACK ASSEMBLY, SINGLE PORT, 8 POSITION, SHIELDED, REVERSE PANEL GROUND TABS, CATEGORY 5
0 PLC	# -	PRODUCT SPEC:	108-1163	SIZE: CASE CODE (DRAWING TO)
1 PLC	# -	APPLICATION SPEC:	114-2048	RESTRICTED TO
2 PLC	# 0.25[.01]	WEIGHT:	-	A2 00779 C-5406300
3 PLC	# 0.12[.005]	CUSTOMER DRAWING	SCALE: 2:1	SHEET 1 OF 1
4 PLC	# -			REV A

5406300