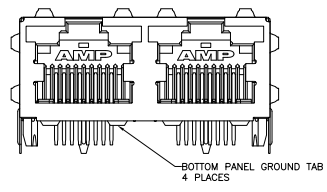
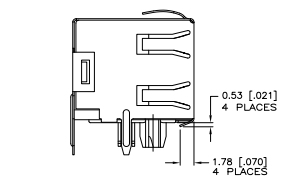
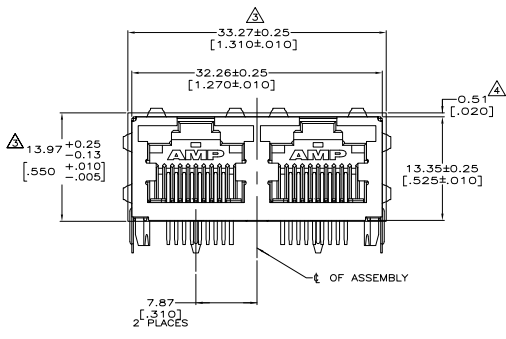
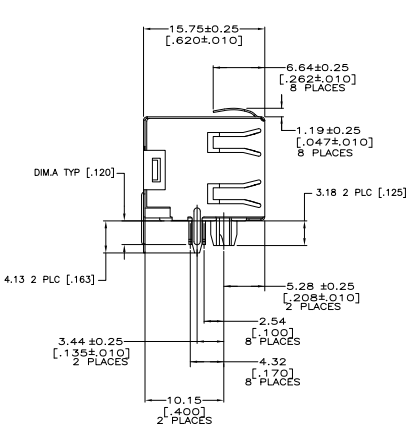
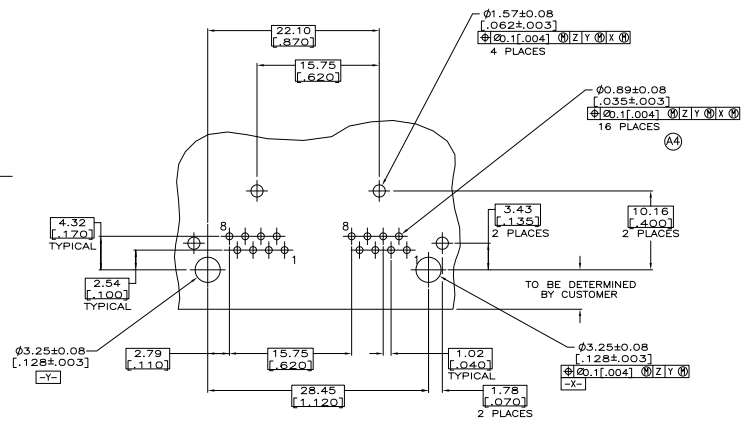


REV	DATE	DESCRIPTION	BY	CHKD
AA	22			
AA		ECR-10-011488		



PN 6368459-4  
 SAME AS PN 6368459-3  
 EXCEPT AS SHOWN WITH BOTTOM GROUND PANEL TAB

- MATERIAL: HOUSING - HIGH TEMPERATURE THERMOPLASTIC, BLACK, UL94V-0; TERMINALS - 0.36[.014] THICK PHOS BRONZE PLATED WITH 3.81µm[.000150] MINIMUM THICK MATTE TIN IN SOLDER AREA, 1.27µm [0.00050] MINIMUM GOLD IN LOCALIZED PLATE AREA. ENTIRE TERMINAL PLATED WITH 1.27µm [0.00050] MINIMUM THICK NICKEL. SHIELD - 0.196[.0077] THICK COPPER ZINC ALLOY PREPLATED WITH 1.27µm[0.00050] MINIMUM SATIN NICKEL WITH 2.03µm[0.00080] MINIMUM TIN POST DIPPED ON PCB GROUND TABS.
  - JACK CAVITY CONFORMS TO FCC RULES AND REGULATIONS PART 68, SUBPART F.
- ⚠ SUGGESTED PANEL OPENING DIMENSIONS.  
 ⚠ SUGGESTED CLEARANCE BETWEEN TOP OF CONNECTOR AND TOP PANEL OPENING.  
 ⚠ THE PART IS PRELIMINARY.



SUGGESTED PRINTED CIRCUIT BOARD LAYOUT  
 (COMPONENT SIDE)

DESCRIPTION	QTY	PN
W/ BOTTOM PANEL GROUND TAB	3.68 [145]	6368459-4
W/O BOTTOM PANEL GROUND TAB	3.68 [145]	6368459-3
W/O BOTTOM PANEL GROUND TAB	3.05 [120]	6368459-1
PANEL GROUND TAB	DIM. A	PART NUMBER

THIS DRAWING IS A CONTROLLED DOCUMENT.		DATE		BY		REVISED	
DESIGNED	DATE	BY	DATE	BY	DATE	BY	DATE
108-1163-4	114-2154	100779	6368459				