

4

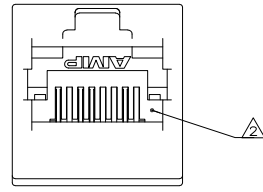
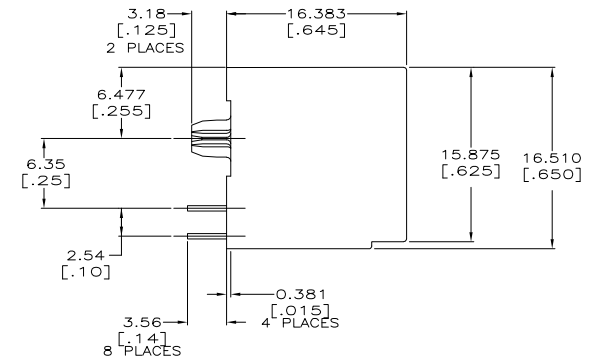
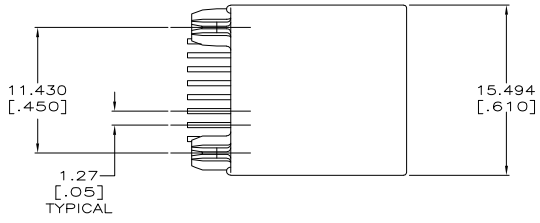
3

2

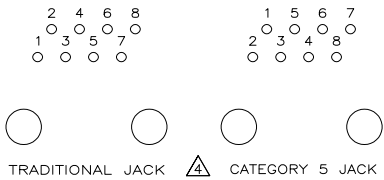
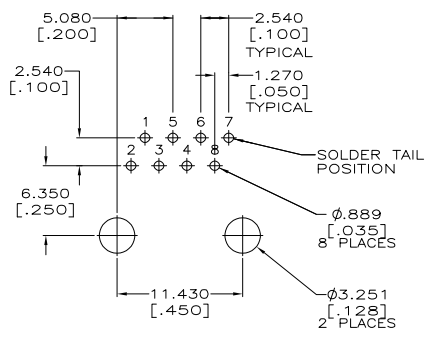
1

THIS DRAWING IS UNPUBLISHED. RELEASED FOR PUBLICATION
 BY TYCO ELECTRONICS CORPORATION. ALL RIGHTS RESERVED.

LOC		DIST		REVISIONS			
AA	22	F	LTR	DESCRIPTION	DATE	BY	APD
		A		REV PER 0511-0201-04		OSNOVOS	RG JW



- △ MATERIAL: HOUSING - POLYESTER MOLDING COMPOUND, BLACK, UL 94V-0.
 TERMINALS - 0.33[.013] THICK PHOS BRONZE PLATED WITH 1.27µm[.000050] MINIMUM THICK HARD GOLD IN LOCALIZED AREA AND 3.81µm[.000150] MINIMUM THICK MATTE TIN IN SOLDER AREA OVER 1.27µm[.000050] MINIMUM THICK NICKEL UNDERPLATE.
 TERMINAL INSERT PLASTIC: POLYESTER MOLDING COMPOUND, GRAY, UL 94V-0.
- △ JACK CAVITY CONFORMS TO FCC RULES AND REGULATIONS, PART 68 SUBPART F.
- 3. ALL DIMENSIONS SHOWN ARE NOMINAL UNLESS OTHERWISE SPECIFIED.
- △ CAUTION: CATEGORY 5 JACK SOLDER TAIL POSITIONS DO NOT FOLLOW SAME NUMBER SEQUENCE AS THAT OF TRADITIONAL JACKS.



5558397-1
 PART NO.

THIS DRAWING IS A CONTROLLED DOCUMENT.		DRN: R. GRZYBOWSKI	OSNOVOS	Tyco Electronics Corporation	
DIMENSIONS: mm		CHK: J. WESTMAN	OSNOVOS	Harrisburg, PA 17105-3608	
TOLERANCES UNLESS OTHERWISE SPECIFIED:		APD: S. ELCKINGER	OSNOVOS	MODULAR JACK ASSEMBLY, 8 POSITION, TOP ENTRY, CATEGORY 5	
0 PLG ± .005		PRODUCT SPEC: 108-1163	OSNOVOS	SIZE: A2	CAGE CODE: 00779
1 PLG ± .012		APPLICATION SPEC: 114-2048	OSNOVOS	DRAWING NO: C-5558397	RESTRICTED TO: -
2 PLG ± .025		WEIGHT: -	OSNOVOS	CUSTOMER DRAWING	SCALE: 4:1
3 PLG ± .038		FINISH: -	OSNOVOS		SHEET: 1 of 1
4 PLG ± .051			OSNOVOS		REV: A
ANGLES ± .5			OSNOVOS		