

4

3

2

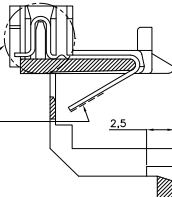
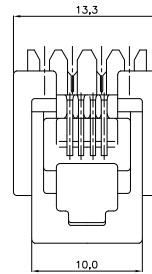
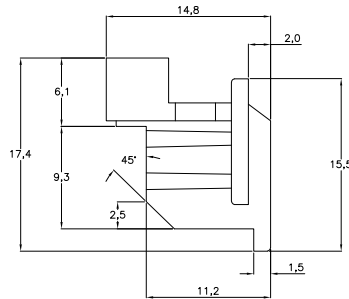
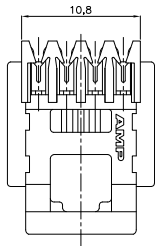
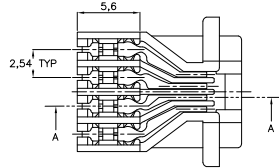
1

THIS DRAWING IS UNPUBLISHED. RELEASED FOR PUBLICATION
 © COPYRIGHT BY TYCO ELECTRONICS CORPORATION. ALL INTERNATIONAL RIGHTS RESERVED.

LOC		DIST		REVISIONS			
F	LR	DESCRIPTION	DATE	BY	APPD		
N		EH-1637-99	02-11-88	MVE			
P		ECR-06-013127	31-05-06	MO			
P1		ECR-08-012368	05-11-08	AEG	WRV		
P2		REVISED PER ECO-09-020935	29AUG09	KK	AEG		

NOTES:

- FOR APPLICATION INFORMATION SEE THE SPECIFICATION 114-19005.
 - FOR PERFORMANCE REQUIREMENTS SEE THE SPECIFICATION 108-19039.
- ⚠️ OBSOLETE PARTS: OBSOLETE CIS STREAMLINING PER D.RENAUD/D.SINISI



CONTACT PLATING IN THIS AREA:
1,25µm MIN. TIN.

CONTACT AREA GOLD PLATING THICKNESS:
SEE TABLE.

UNDERPLATING ON ENTIRE CONTACT :
1,25µm MIN. NICKEL.

MATERIALS OF CONTACTS:
PHOS. BRONZE.

SECTION A-A

OBSOLETE	800 PCS ON TAPE		0,8 µm	ABS	2-215222-4
	3000 PCS IN A BOX			COLOR-CLEAR	215222-4
	800 PCS ON TAPE				2-215222-3
	3000 PCS IN A BOX		1,25 µm	PBT, UL 94V-0	215222-3
				COLOR-BLACK	215222-1
	PACKAGING	GOLD PLATING IN CONTACT AREA		HOUSING MATERIAL	ORDER NUMBER

THIS DRAWING IS A CONTROLLED DOCUMENT.		DRW P. BELJUN	24APR88	Tyco Electronics Corporation 's-Hertogenbosch, Nederland	
DIMENSIONS: mm		CHK		Tyco Electronics	
TOLERANCES UNLESS OTHERWISE SPECIFIED:		APPRO		MODULAR JACK M.T., 4 POS./4 CONT WITH INSULATION DISPLACEMENT CONTACTS	
0 PLG	±	PRODUCT SPEC		SIZE	CAGE CODE DRAWING NO
1 PLG	±	APPLICATION SPEC		A2	00779 C=215222
2 PLG	±	WEIGHT		RESTRICTED TO	
3 PLG	±				
4 PLG	±				
ANGLES	±				
MATERIAL	SEE NOTES	FINISH	SEE NOTES	CUSTOMER DRAWING	SCALE NTS SHEET 1 of 1 REV P2