

4

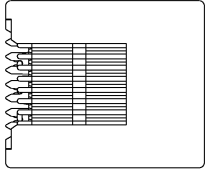
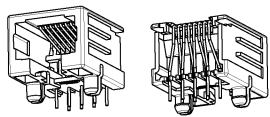
3

2

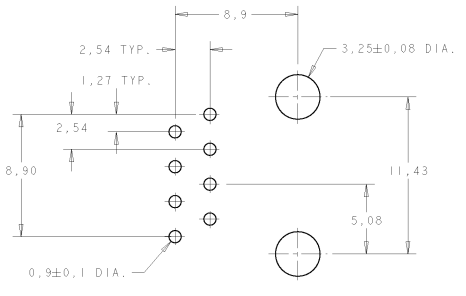
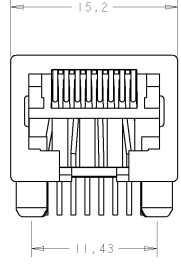
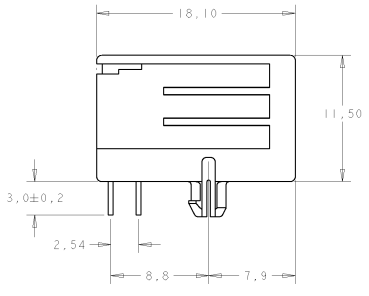
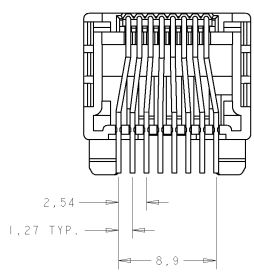
1

THIS DRAWING IS UNPUBLISHED. RELEASED FOR PUBLICATION BY TYCO ELECTRONICS CORPORATION. ALL RIGHTS RESERVED. (C) COPYRIGHT

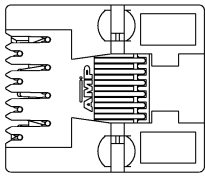
LOC	DIST	REV	DESCRIPTION	DATE	OWN	APPROV
H	-	-				
		AD	ECR-05-012760	18-05-93	PW	JB
		AC	ECR-07-024845	180X2487	DC	TAD



NOTES:  
 1 TOLERANCE UNLESS OTHERWISE SPECIFIED: ±0.15.  
 ⚠ FOR THIS PACKAGING METHOD THE TRUE POSITION OF THE SOLDER TINES IS NOT GUARANTEED.  
 ⚠ SUPERSEDED BY 1-215877-3



PRINTED CIRCUIT BOARD LAYOUT  
 (VIEW SHOWN IS CIRCUIT (NONCOMPONENT) SIDE OF BOARD.)  
 PRINTED CIRCUIT BOARD THICKNESS: 1.6 mm NOMINAL.  
 TOLERANCE UNLESS OTHERWISE SPECIFIED: ±0.05



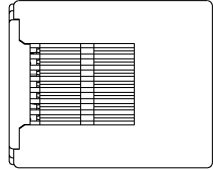
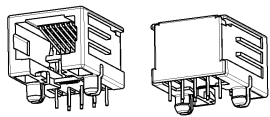
QUANTITY	REMARKS	FINISH	MATERIAL	ORDER NUMBER
1000 PIECES SOLD PACKAGED			HOUSING COLOR: BLUE RAL 5017	4-215877-1
1000 PIECES IN A TRAY			HOUSING COLOR: GREY RAL 7035	3-215877-1
				2-215877-1
			HOUSING COLOR: BLACK RAL 9005	1-215877-3
			CONTACT INSERT: PAG: 0.154x0.154 CONTACTS: 8x BRONZE	2-215877-1
				215877-1

DIMENSIONS: mm 	TOLERANCES UNLESS OTHERWISE SPECIFIED: 0 PLC ± 1 PLC ± 2 PLC ± 3 PLC ± 4 PLC ± 5 PLC ± ANGLES ±	DWG E. L. Eijl CHK M. J. F. Scah APPR B. S. Scah PRODUCT SPEC 108-19064 APPLICATION SPEC 114-19019 WEIGHT FINISH CUSTOMER DRAWING	TYCO ELECTRONICS TYCO ELECTRONICS NEDERLAND B.V. 's-HERTOGENBOSCH, THE NETHERLANDS MODULAR JACK, 8 POS SIDE ENTRY FOR PRINTED CIRCUIT BOARD SIZE CASE CODE DRAWING NO A2100779 C=215877 SCALE 4:1 SHEET 1 OF 2 REV AF
-----------------------	---	---	--

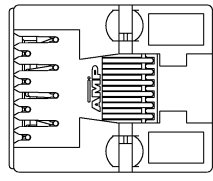
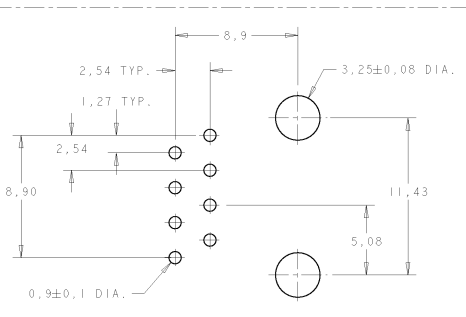
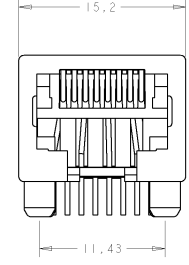
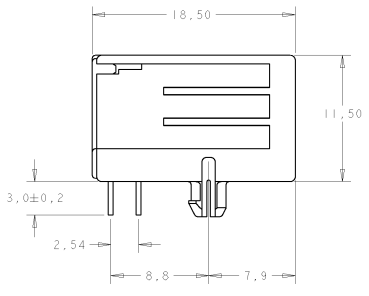
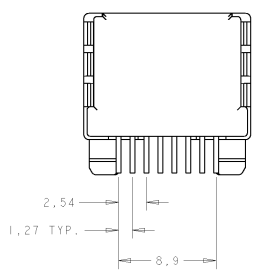
AMP 1471-6 REV 31040200  
 PRO-ENGINEER DRAWING

THIS DRAWING IS UNPUBLISHED. RELEASED FOR PUBLICATION  
 (C) COPYRIGHT BY TYCO ELECTRONICS CORPORATION. ALL RIGHTS RESERVED.

LOC		DIST		REVISIONS			
TR	LTN	TR	LTN	DESCRIPTION	DATE	OWN	APRO
-	-	-	-	SEE SHEET 1	-	-	-



NOTES:  
 1 TOLERANCE UNLESS OTHERWISE SPECIFIED:  $\pm 0.15$ .  
 ⚠ FOR THIS PACKAGING METHOD THE TRUE POSITION OF THE SOLDER TINGS IS NOT GUARANTEED.



1000 PIECES BULK PACKAGED	8 POS. / 8 CONTACTS	FINISH	MATERIAL	ORDER NUMBER
200 PIECES IN A TRAY				
TAPE MOUNTED FOR PCB REEL				
PACKAGING	REMARKS	FINISH	MATERIAL	ORDER NUMBER

DWG: E.V. Eijl	TYCO ELECTRONICS NEDERLAND B.V.
CHK: M. J. F. Sijn	's-HERTOGENBOSCH, THE NETHERLANDS
APP'D: B. Smits	
PRODUCT SPEC: 108-19064	MODULAR JACK, 8 POS SIDE ENTRY FOR PRINTED CIRCUIT BOARD
APPLICATION SPEC: 114-19019	SIZE: CASE CODE: DRAWING NO: RESTRICTED TO
MATERIAL: FINISH:	A2100779 C=215877
CUSTOMER DRAWING	SCALE: 4:1 SHEET 2 OF 2 REV AE

PRINTED CIRCUIT BOARD LAYOUT  
 (VIEW SHOWN IS CIRCUIT (NONCOMPONENT) SIDE OF BOARD.)  
 PRINTED CIRCUIT BOARD THICKNESS: 1.5 mm NOMINAL.  
 TOLERANCE UNLESS OTHERWISE SPECIFIED:  $\pm 0.05$