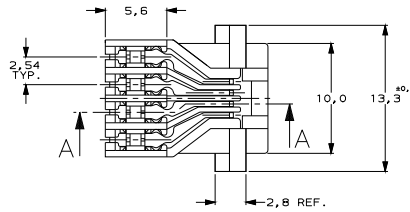


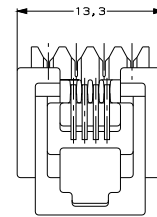
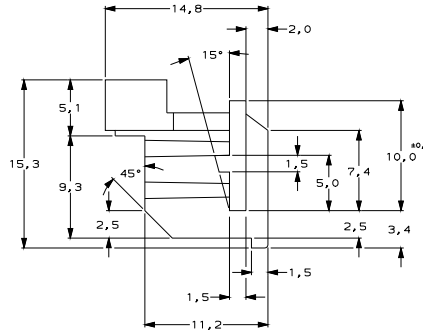
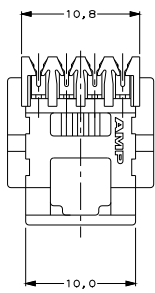
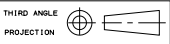
NOTES:

1. FOR APPLICATION INFORMATION SEE AMP SPECIFICATION 114-19005.
2. FOR PERFORMANCE REQUIREMENTS SEE AMP SPECIFICATION 108-19039.
3. GENERAL TOLERANCE $\pm 0,15$ mm UNLESS OTHERWISE SPECIFIED.



DO NOT SCALE
DIMENSIONS IN mm

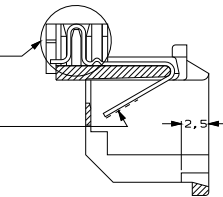
METRIC



CONTACT PLATING IN THIS AREA :
1,25 μ m MIN. TIN

CONTACT AREA GOLD PLATING THICKNESS :
SEE TABLE.

UNDERPLATING ON ENTIRE CONTACT :
1,25 μ m NICKEL.



SEC. A-A

OBSOLETE

800 pcs. ON 60 cm. DIA REEL	0,8 μ m 1,25 μ m	HOUSING : ABS COLOR : CLEAR	2-216780-2 2-216780-1
3000 pcs. IN A BOX	0,8 μ m 1,25 μ m	CONTACTS : PHOS.PH. BRONZE	216780-2 216780-1
PACKAGING	GOLD PLATING IN CONTACT AREA	MATERIAL	ORDERNUMBER
-	-	-	-
-	-	-	-
-	-	-	-
-	-	-	-
-	-	-	-
CUSTOMER DRAWING FOR REFERENCE ONLY WILL NOT BE UPDATED			
© COPYRIGHT 19- BY AMP HOLLAND B.V.			
ALL INTERNATIONAL RIGHTS RESERVED. AMP PRODUCTS MAY BE COVERED BY U.S. AND FOREIGN AND/OR PATENTS PENDING.			
THIS DRAWING IS UNPUBLISHED			
RELEASED FOR PUBLICATION			
AMP AMP HOLLAND B.V. 's Hertogenbosch, The Netherlands.			
F ECR-05-013405	PW JB 18 OCT 89	NAME	MODULAR JACK, 4 POS./4 CONT.
E EH-0176-98	EVE WB 10 FEB 98	WITH INSULATION DISPLACEMENT CONTACTS	
LTR. REVISION RECORD	DR. CHK. DATE		
DR.: L.Y.S./EJ2008	CHK.: N. DE WINTER	APP.: L. VAN SOEST	DWG. No. C-216780
DATE: 20 OCT 89	DATE: 26-10-89	DATE:	REV. LTR. 1 of 1