

B

A

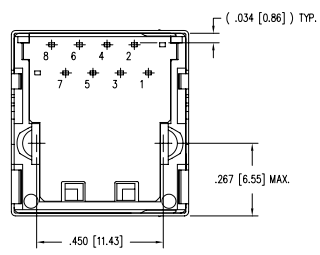
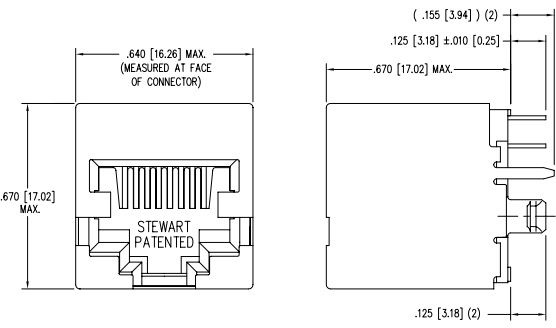
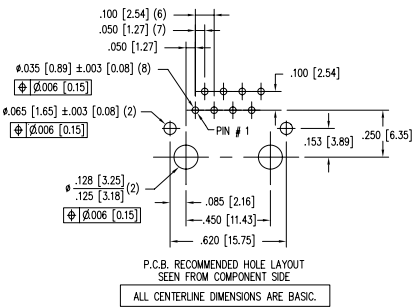
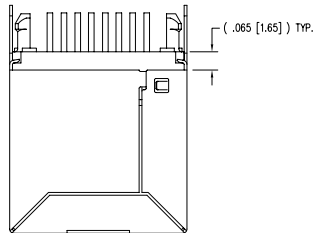
B

A

2

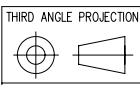
1

DATE	REV	ECN	APP'D. BY
4/9/03	B2	5906	RGC
11-18-05	B3	7390	TRM
1-13-06	B4	7438	JM



- NOTES:
- CONNECTOR MATERIALS:
HOUSING: THERMOPLASTIC UL94 V-0
CONTACTS/SHEILD: COPPER ALLOY
SHIELD PLATING: NICKEL OR TIN
CONTACT PLATING: SELECTIVE GOLD IN CONTACT AREA
SEE CHART FOR PART NUMBER
 - FOR PRODUCT SPECIFICATION SEE PRO26-01
 - TOLERANCES COMPLY WITH F.C.C. DIMENSION REQUIREMENTS.

50 MICRO-INCHES [1.27um]	SS-650810S-A-NF-50
30 MICRO-INCHES [0.76um]	SS-650810S-A-NF
CONTACT PLATING IN MATING AREA	PART NUMBER



DO NOT SCALE DRAWING
DRAWING IS SUBJECT TO CHANGE WITHOUT NOTICE
DIMENSIONS: INCHES (METRIC)
UNLESS OTHERWISE SPECIFIED
TOLERANCES ARE ±.005 [0.13]
ANGLES ARE ± 1°
SHEET NO. 1 OF 1



Bel Stewart Connector

11118 Susquehanna Trail South
Glen Rock, PA 17327-9199
(717) 235-7512 Fax: (717) 235-7954 <http://www.stewartconnector.com>

TITLE: EIGHT CONTACT TEN POSITION VERTICAL MOUNT SHIELDED JACK, NON-FLANGED

DRN BY: DAB	DATE: 4-9-03
APP'D BY: RGC	DATE: 5-2-03
DWG NO. CT650053	REV: B4

AutoCAD

2

1

REV. 3/25/03