

4

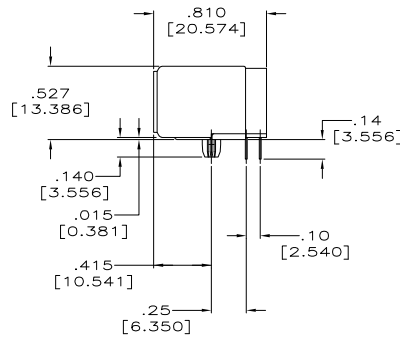
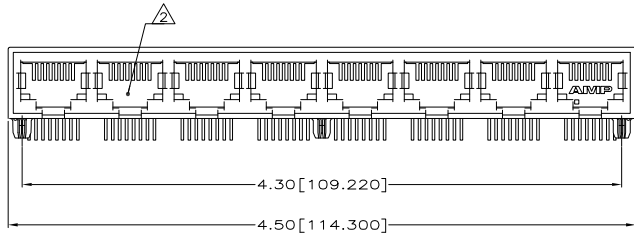
3

2

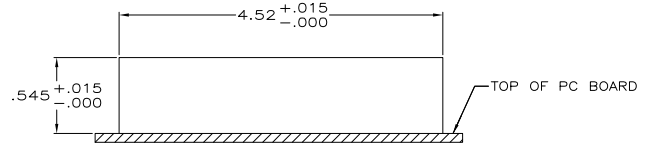
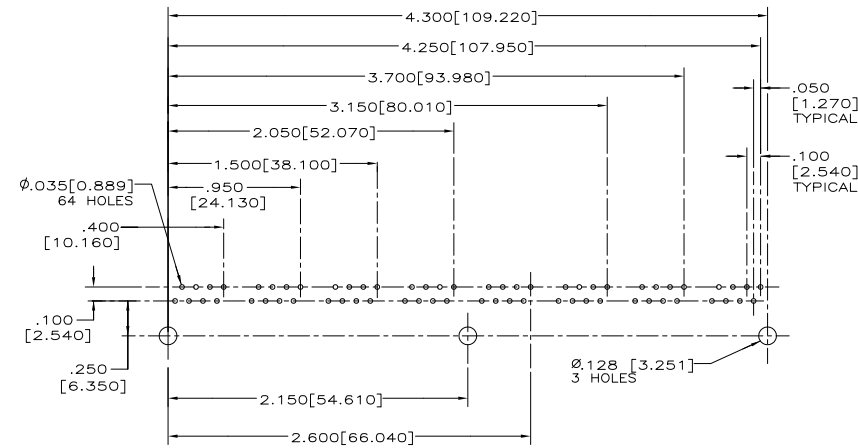
1

THIS DRAWING IS UNPUBLISHED. RELEASED FOR PUBLICATION. BY TYCO ELECTRONICS CORPORATION. ALL RIGHTS RESERVED.

LOC	DIST	REVISIONS			
F	LNK	DESCRIPTION	DATE	BY	APP
AA	22	A	REV PER EC 0511-0201-04	15JUN2005	GA SF



- △ MATERIAL: HOUSING—HTN NYLON, BLACK, IR REFLOW PROCESSING COMPATIBLE, UL 94V-0. TERMINALS—.013[0.33] THICK PHOS BRONZE PLATED WITH .000050 [1.27μm] THICK HARD GOLD IN LOCALIZED AREA AND .000150 [3.18μm] THICK MATTE TIN IN SOLDER AREA OVER .000050 [1.27μm] THICK NICKEL UNDERPLATE.
- △ JACK CAVITY CONFORMS TO FCC RULES AND REGULATIONS, PART 68 SUBPART F.
- 3. ALL DIMENSIONS SHOWN ARE NOMINAL UNLESS OTHERWISE SPECIFIED.
- 4. ALL DIMENSIONS SHOWN IN BRACKETS [] ARE IN MILLIMETERS.



SUGGESTED PANEL CUTOUT
NOT TO SCALE

SUGGESTED PC BOARD LAYOUT
COMPONENT SIDE
SEE APPLICATION SPECIFICATION

5557566-1
PART NO.

DIMENSIONS:		TOLERANCES UNLESS OTHERWISE SPECIFIED:		MATERIAL:	
0	PLC	±	-	HTN NYLON	BLACK
1	PLC	±	-	PHOS BRONZE	PLATED
2	PLC	±	-	HARD GOLD	IN LOCALIZED AREA
3	PLC	±	-	MATTE TIN	IN SOLDER AREA
4	PLC	±	-	NICKEL	UNDERPLATE
	ANGLES	±	-		
	FINISH	±	-		

THIS DRAWING IS A CONTROLLED DOCUMENT.		DRG		DATE	
G. ATTADA - 050619		15JUN2005		15JUN2005	
J. WESTMAN		15JUN2005		15JUN2005	
S. FLECKINGER		15JUN2005		15JUN2005	
PRODUCT SPEC		108-1392		108-1392	
APPLICATION SPEC		114-2048		114-2048	
WEIGHT		-		-	
CUSTOMER DRAWING		CUSTOMER DRAWING		CUSTOMER DRAWING	

SIZE	CAGE CODE	DRAWING NO	RESTRICTED TO
A2	00779	C-5557566	-

SCALE	SHEET	OF	REV
2:1	1	1	A