

4

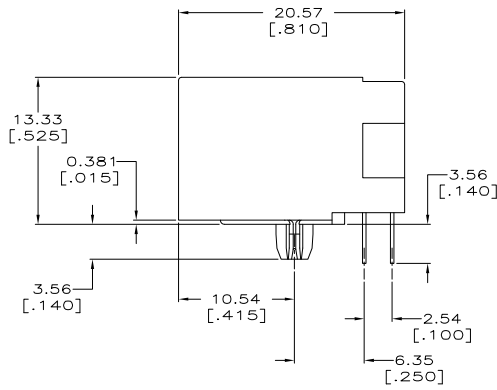
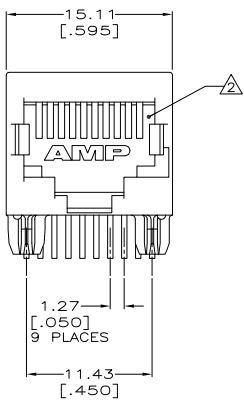
3

2

1

THIS DRAWING IS UNPUBLISHED. RELEASED FOR PUBLICATION
 BY TYCO ELECTRONICS CORPORATION. ALL RIGHTS RESERVED.

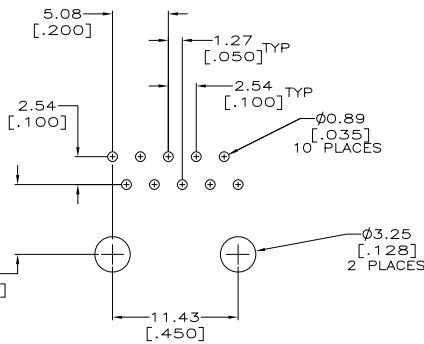
LOC	DIST	REVISIONS			
F	LTR	DESCRIPTION	DATE	BY	APP'D
AA	22	REV PER EC 0511-0201-04	07JUN2005	AF	SF



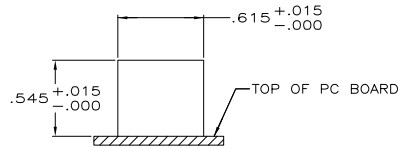
△ MATERIAL: HOUSING - HTN NYLON, BLACK, IR REFLOW COMPATIBLE, UL 94V-0.
 TERMINALS - 0.33[.013] THICK PHOS BRONZE PLATED WITH 1.27µm[.000050] MINIMUM THICK HARD GOLD IN LOCALIZED AREA AND 3.81µm[.000150] MINIMUM THICK MATTE TIN IN SOLDER AREA OVER 1.27µm[.000050] MINIMUM THICK NICKEL UNDERPLATE.

△ JACK CAVITY CONFORMS TO FCC RULES AND REGULATIONS, PART 68 SUBPART F.

3. DIMENSIONS ARE NOMINAL UNLESS OTHERWISE SPECIFIED.



SUGGESTED PC BOARD LAYOUT
 VIEW SHOWN IS TOP OF PC BOARD
 (COMPONENT SIDE)



SUGGESTED PANEL CUTOUT

5558066-1
 PART NUMBER

THIS DRAWING IS A CONTROLLED DOCUMENT.		DWG: A FERNANDEZ-200505 CHK: J WESTMAN DATE: 07JUN2005 NAME: S. FLICKINGER PRODUCT SPEC: - APPLICATION SPEC: - WEIGHT: - FINISH: -	Tyco Electronics Corporation Harrisburg, PA 17105-3608 MODULAR JACK ASSEMBLY, 10 POSITION, SIDE ENTRY, KEYED, LOW PROFILE	RESTRICTED TO: - SCALE: 4:1 SHEET: 1 OF 1 REV: A
DIMENSIONS:	mm (inches)	SIZE: A2	CAGE CODE: -	DRAWING NO: C-5558066

5558066

A