THIS DRAWING IS UNPUBLISHED. RELEASED FOR PUBLICATION -.-.-
© COPYRIGHT - BY TYCO ELECTRONICS CORPORATION. ALL RIGHTS RESERVED.

UOC	DIST
AA	00

REVISIONS

P	LTR	DESCRIPTION	DATE	DRN	APVD
	D	ECO-08-000842	06JAN08	LAM	PR

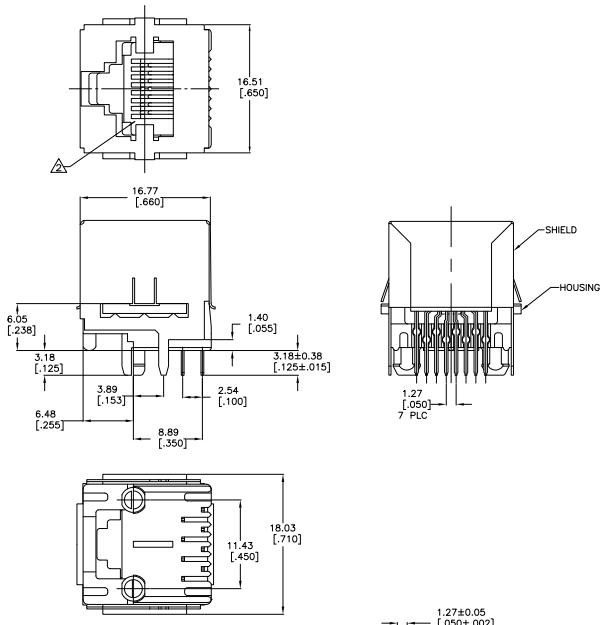

1. MATERIAL:
   HOUSING – POLYESTER MOLDING COMPOUND, UL 94–VO, COLOR: BLACK
   TERMINALS – 0.35[.0138] THICK PHOS BRONZE PLATED WITH 1.27µm[.000050] MIN THICK GOLD IN LOCALIZED AREA AND 3.81µm[.000150] MIN THICK MATTE TIN IN SOLDER AREA OVER 1.27µm[.000050] MIN THICK NICKEL UNDERPLATE
   SHIELD – COPPER ZINC ALLOY PLATED WITH 3.0µm [.000120] MIN THICK REFLOWED TIN.

2. CAVITY CONFORMS TO FCC RULES AND REGULATIONS PART 68 AND REA BULLETIN 345–81, PE–76 SPECIFICATION FOR MODULAR TELEPHONE HARDWARE.

3. BULK PACKAGED IN A TRAY

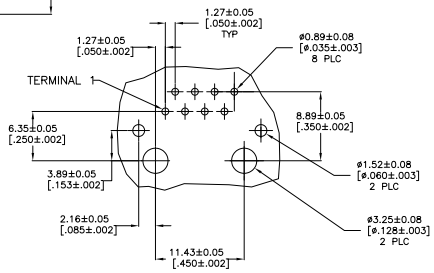

RECOMMENDED PRINTED CIRCUIT BOARD LAYOUT
COMPONENT SIDE SHOWN

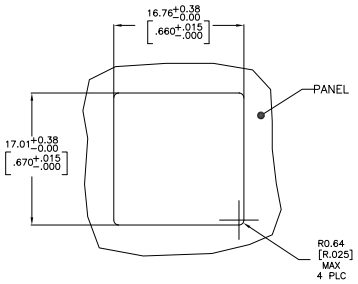

RECOMMENDED PANEL CUTOUT

5557484–1

PART NO

THIS DRAWING IS A CONTROLLED DOCUMENT.	TITLE G. ATTADIA – DOCKX / DR J. WESTMAN / APVD S. FLICKINGER	Tyco Electronics Corporation Harrisburg, PA 17105–3608
DIMENSIONS: mm [INCHES]	TOLERANCE UNLESS OTHERWISE SPECIFIED: 0 PLC ± – / 1 PLC ± – / 2 PLC ± – / 3 PLC ± 0.13[.005] / 4 PLC ± – / ANGLES ± –	NAME MODULAR JACK ASSEMBLY, TOP ENTRY, 8 POSITION, FLANGELESS, SHIELDED, WITH PANEL STOPS, PANEL & PCB GROUNDS
MATERIAL SEE NOTE 1	FINISH SEE NOTE 1	PRODUCT SPEC 108–1163 / APPLICATION SPEC 114–2048 / WEIGHT –
		SIZE A1 / CAGE CODE 00779 / DRAWING NO C–5557484 / RESTRICTED TO –
		CUSTOMER DRAWING / SCALE 4:1 / SHEET 1 OF 1 / REV D

AMP 4805 REV 31MAR2000

Downloaded from Elcodis.com electronic components distributor