THIS DRAWING IS UNPUBLISHED. RELEASED FOR PUBLICATION -.-.-
© COPYRIGHT - - BY TYCO ELECTRONICS CORPORATION. ALL RIGHTS RESERVED.

UOC	DIST
AA	00

REVISIONS

P	LTR	DESCRIPTION	DATE	DWN	APVD
	B	ECO-07-019669	23AUG2007	LAM	PR

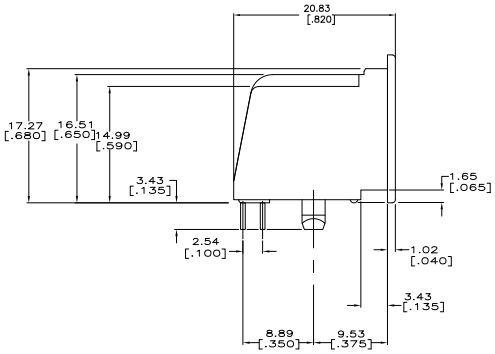

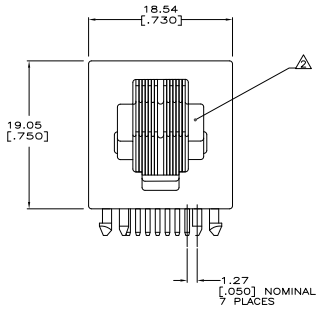

1. MATERIAL: HOUSING – PBT POLYESTER, BLACK.
   TERMINAL – 0.36 [.014] THICK PHOS BRONZE PLATED WITH 1.27µm [.000050] MINIMUM THICK HARD GOLD IN LOCALIZED GOLD PLATE AREA & 3.81µm [.000150] MINIMUM THICK MATTE TIN IN SOLDER AREA OVER 1.27µm[.000050] MINIMUM THICK NICKEL UNDERPLATE.

2. CAVITY CONFORMS TO FCC RULES AND REGULATIONS PART 68 AND REA BULLETIN 345-81, PE-76 SPECIFICATIONS FOR MODULAR TELEPHONE HARDWARE.

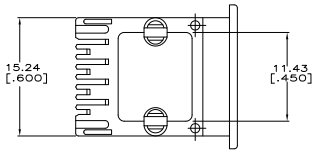

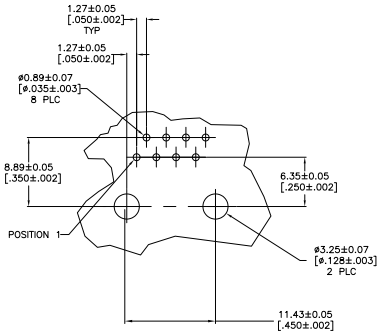

RECOMMENDED PRINTED CIRCUIT BOARD LAYOUT
COMPONENT SIDE

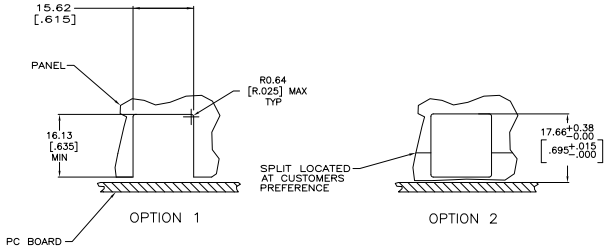

RECOMMENDED PANEL CUTOUT
SCALE 2:1

8	5520243-4
CONTACTS	PART NO

THIS DRAWING IS A CONTROLLED DOCUMENT.

DIMENSIONS: mm [INCHES]

TOLERANCE UNLESS OTHERWISE SPECIFIED:
0 PLC ± –
1 PLC ± –
2 PLC ± –
3 PLC ± 0.13[.005]
4 PLC ± –
ANGLES ± –

MATERIAL: SEE NOTE 1
FINISH: SEE NOTE 1

TRN: J. ALCORTA – 10AUG06
CHK: J. WESTMAN – 11AUG06
APVD: S. FLICKINGER – 11AUG06

PRODUCT SPEC: 108-1163
APPLICATION SPEC: 114-2048
WEIGHT: –

Tyco Electronics
Tyco Electronics Corporation
Harrisburg, Pa 17105-3608

NAME: PRINTED CIRCUIT BOARD
MODULAR JACK ASSEMBLY, SIDE ENTRY,
8 POSITION, FLANGED

SIZE: A1 | CAGE CODE: 00779 | DRAWING NO: C-5520243 | RESTRICTED TO: –

CUSTOMER DRAWING | SCALE: 4:1 | SHEET 1 OF 1 | REV: B

AMP 4805 REV 31MAR2000

Downloaded from Elcodis.com electronic components distributor