

VS-08-BU-RJ45/LP-1

Order No.: 1688586

<http://eshop.phoenixcontact.de/phoenix/treeViewClick.do?UID=1688586>RJ45 socket insert, 1x, for PCB assembly, CAT5e, 8-pos., shielded,
with angled solder pins


Ethernet



Commercial data	
EAN	4017918622350
Pack	5 pcs.
Customs tariff	85366990
Weight/Piece	0.01335 KG
Catalog page information	Page 195 (PC-2009)

Product notes

WEEE/RoHS-compliant since:
10/31/2006



<http://www.download.phoenixcontact.com>
Please note that the data given here has been taken from the online catalog. For comprehensive information and data, please refer to the user documentation. The General Terms and Conditions of Use apply to Internet downloads.

Technical data	
Mechanical characteristics	
Number of positions	8
Number of slots	1
Insertion/withdrawal cycles	≥ 750
Type of connection	Solder connection
Ambient temperature (operation)	-40 °C ... 85 °C

Material data

Inflammability class acc. to UL 94	V0
Contact carrier material	Thermoplastic
Contact material	Copper alloy
Contact surface material	Gold over nickel
Degree of protection	IP20

Electrical characteristics

Number of positions	8
Transmission characteristics (category)	CAT5 (IEC 11801:2002), CAT5e (TIA 568B:2001)
Rated current	1.5 A
Surge voltage category	II
Pollution degree	2

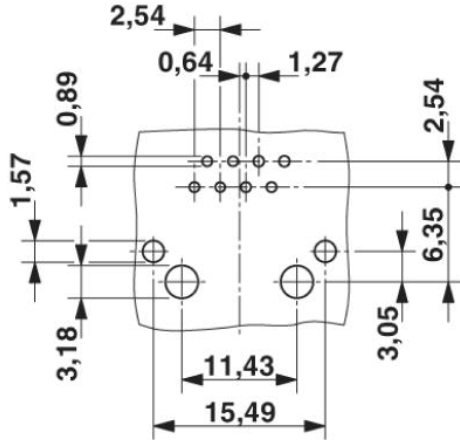
Accessories

Item	Designation	Description
General		
1688641	VS-08-A-RJ45/LP-1-IP 20	RJ45 panel mounting frame, 1x, IP20, for PCB assembly, for socket inserts, without mounting screws
1689446	VS-08-A-RJ45/LP-1-IP67	RJ45 panel mounting frame, IP67, for PCB connection, for square panel cutout, with grommet, without mounting screws, color: gray
1658655	VS-08-A-RJ45/LP-1-IP67-BK	RJ45 panel mounting frame, IP67, for PCB connection, for square panel cutout, with grommet, without mounting screws, color: black
1652884	VS-08-A-S-RJ45/LP-1-IP67	RJ45 panel mounting frame, IP67, irradiated for welding applications, for PCB connection, for square panel cutout, with grommet, without mounting screws

Diagrams/Drawings

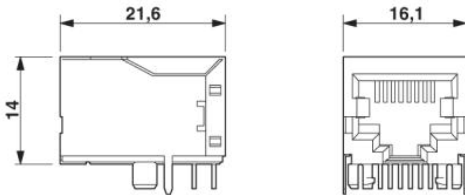
Drilling plan/solder pad geometry

Drilling diagram

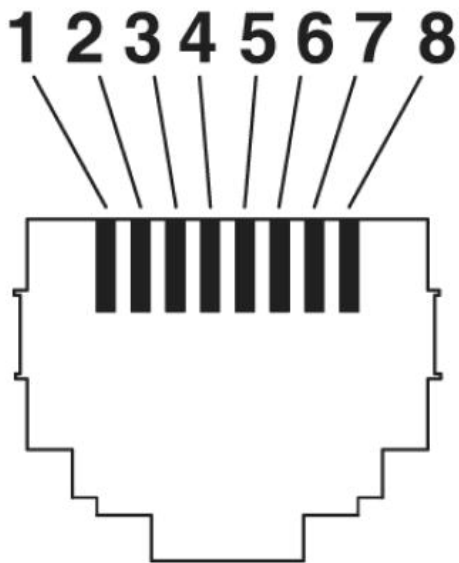


Dimensioned drawing

RJ45 female insert



Schematic diagram



Address

PHOENIX CONTACT Deutschland GmbH
Flachsmarktstr. 8
32825 Blomberg, Germany
Phone +49 5235 3 12000
Fax +49 5235 3 41200
<http://www.phoenixcontact.de>



© 2010 Phoenix Contact
Technical modifications reserved;