

4

3

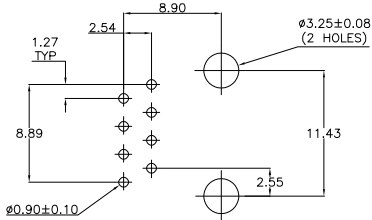
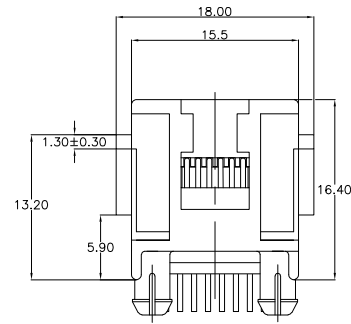
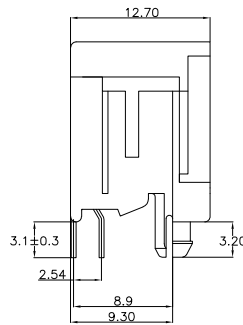
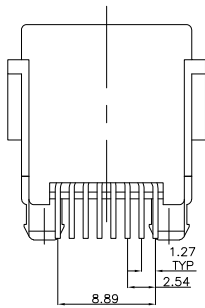
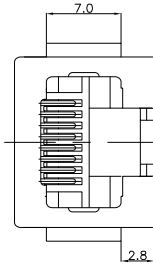
2

1

THIS DRAWING IS UNPUBLISHED. RELEASED FOR PUBLICATION
 © COPYRIGHT BY TYCO ELECTRONICS CORPORATION. ALL RIGHTS RESERVED.

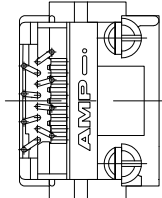
LOC	DIST	REVISIONS			
F	LR	DESCRIPTION	DATE	BY	APPD
K		EH-0049-97	27-02-97	EvE	-
L		EH-1248-98	28-10-98	EvE	-
M		EGR-06-013127	31-05-06	MO	-

- NOTES:
1. TOLERANCES UNLESS OTHERWISE SPECIFIED: ± 0.15
 2. FOR APPLICATION INFORMATION SEE AMP SPEC. 114-19019.
 3. FOR PERFORMANCE REQUIREMENTS SEE AMP SPEC. 108-19064



PRINTED CIRCUIT BOARD LAYOUT

[VIEW SHOWN IS CIRCUIT (NONCOMPONENT) SIDE OF BOARD.]
 TOLERANCES UNLESS OTHERWISE SPECIFIED: ± 0.05
 PRINTED CIRCUIT BOARD THICKNESS: 1.6 mm NOMINAL.



800 PCS. ON A 60cm. DIA. REEL	8 POSITIONS/ 8 CONTACTS.	IN CONTACT AREA: 1.2µm MIN. SEL. GOLD OVER 1.2µm MIN. NICKEL	HOUSING: PBT,UL 94V-0 COLOR: BLACK	216550-2
		SOLDER TINES: 2.0µm MIN. TIN OVER 1.2µm MIN. NICKEL	CONTACTS: PHOSPHOR BRONZE	
			HOUSING: PBT,UL 94V-HB COLOR: BLACK	216550-1
			CONTACTS: PHOSPHOR BRONZE	
PACKAGING	REMARKS	FINISH	MATERIAL	PART NUMBER

THIS DRAWING IS A CONTROLLED DOCUMENT.		DATE: 22JAN92	Tyco Electronics Corporation a-Hertogenbosch,Nederland.	
DIMENSIONS: MM		DESIGNER: J. LIEMPT	Tyco Electronics Corporation	
TOLERANCES UNLESS OTHERWISE SPECIFIED:		CHK: C. STERKEN	Modular Jack, 8 Pos. Top Entry, Small Size with Panel Stops, for Printed Circuit Boards	
0 PLG ±		APP: L.V. SOEST	SIZE: A2	
1 PLG ±		PRODUCT SPEC: -	CASE CODE (PAGING NO): 00779	
2 PLG ±		APPLICATION SPEC: -	C=216550	
3 PLG ±		WEIGHT: -	RESTRICTED TO: -	
4 PLG ±		FINISH: -	CUSTOMER DRAWING	
MATERIAL: SEE TABLE		SCALE: -	SHEET 1 OF 1	
FINISH: SEE TABLE		REV M		

216550

A