REVISIONS				
SYM	ZONE	ECN, ERN NO.	DATE	APPRD.
A		PROPOSAL	05/07/06	L.CHAN

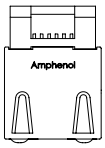

TOP VIEW

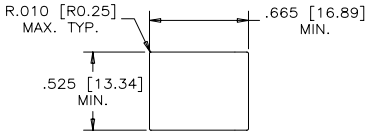

RECOMMENDED PANEL CUTOUT

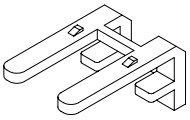

LIGHT PIPE

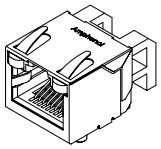

FINISH CONNECTOR

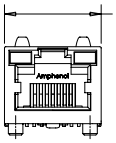

FRONT VIEW

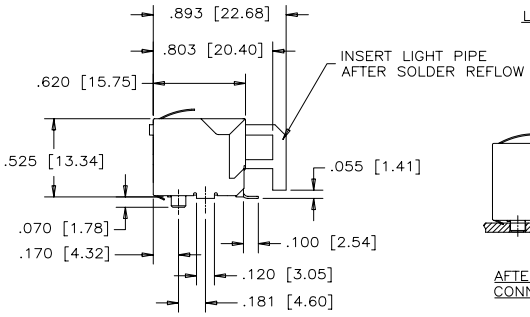

SIDE VIEW

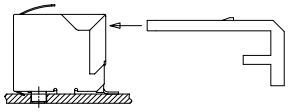

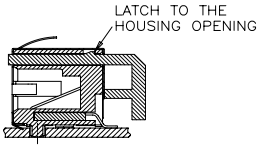

AFTER SOLDER REFLOW, LOAD LIGHT PIPE THROUGH THE CONNECTOR REAR ACCESS IN THE DIRECTION AS SHOWN

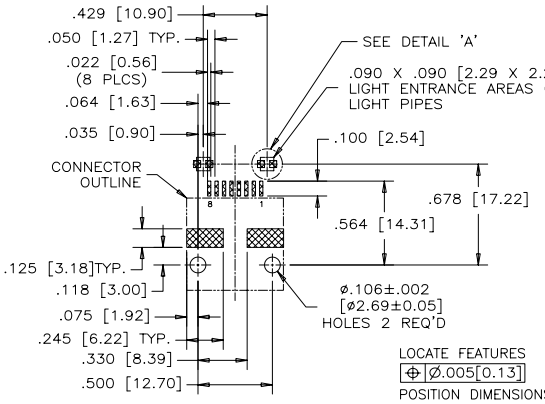

RECOMMENDED P.C.B. LAYOUT
(COMPONENT SIDE OF BOARD)

LOCATE FEATURES
⊕ Ø.005[0.13]
POSITION DIMENSIONS
ARE BASIC

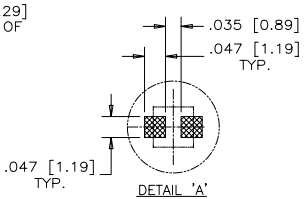

DETAIL 'A'
(ENLARGED)
SMT LED SOLDER PAD
(SMT LED TO BE PROVIDED
BY THE CUSTOMER)

MATERIALS:
PLASTIC HOUSING: HIGH TEMPERATURE ENGINEERING THERMOPLASTIC
FLAMMABILITY RATING UL 94V–0

CONTACTS: PHOSPHOR BRONZE
PLATING: 50 μ" [1.27 MICRONS]
MIN. GOLD ON MATING SURFACES.
50 μ" [1.27 MICRONS]
MIN. NICKEL UNDERPLATE.
100 μ" [2.54 MICRONS]
MIN. MATTE TIN ON CONTACT TAILS.

SHIELD: COPPER ALLOY
PLATING: NICKEL

LIGHT PIPE: CLEAR POLYCARBONATE
FLAMMABILITY RATING UL 94V–0

PART NUMBER: RJSSE–5381

MATERIAL	DRAWN PWANG	DATE 05/07/06	Amphenol Canada Corp.
-------	DESIGNED		TITLE SURFACE MOUNT, RJ45 8 POSITION, 8 CONTACTS, SHEIELD, WITH LIGHT PIPES – RoHS COMPLIANT
	CHECKED L.CHAN	05/07/06	
	I. E. APPRD.		
	Q. A. APPRD.		
FINISH	DWG. APPRD.		DWG C / DRAWING NO. P–RJSSE–5381 / REV. A
-------	ENG. REL. NO. EAR12781		
	REF.		
	DIMENSIONS ARE IN INCHES [mm]	CODE ID. NO. 03554	SCALE 2:1 / WT. ------ / SURF. ------ / SHEET 1 OF 1

THIS DOCUMENT CONTAINS PROPRIETARY INFORMATION AND SUCH INFORMATION MAY NOT BE DISCLOSED TO OTHERS FOR ANY PURPOSE OR USED FOR MANUFACTURING PURPOSES WITHOUT WRITTEN PERMISSION FROM AMPHENOL CANADA CORP.

Downloaded from Elcodis.com electronic components distributor