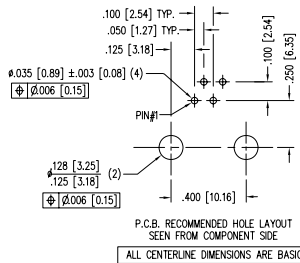
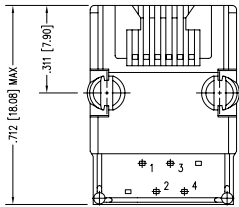
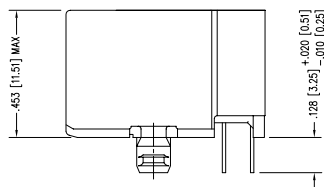
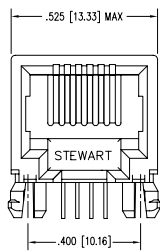


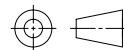
DATE	REV	ECN	APPD. BY
11-15-05	A2	7383	TRM
3-24-06	A3	7557	TRM
9-17-09	A4	8824	TRM



- NOTES:
- CONNECTOR MATERIALS:
HOUSING: THERMOPLASTIC UL94 V-0
CONTACTS/SHIELD: COPPER ALLOY
SHIELD PLATING: NICKEL OR TIN
CONTACT PLATING: SELECTIVE GOLD IN CONTACT AREA
SEE CHART FOR PART NUMBER
 - FOR PRODUCT SPECIFICATIONS SEE PRO22-01.
 - DIMENSIONS AND TOLERANCES COMPLY WITH FCC/CFR 47, PART 68.

50 MICRO-INCHES [1.27um]	SS-7046-NF-50
30 MICRO-INCHES [0.76um]	SS-7046-NF
CONTACT PLATING IN MATING AREA	PART NUMBER

THIRD ANGLE PROJECTION



DO NOT SCALE DRAWING
DRAWING IS SUBJECT TO CHANGE WITHOUT NOTICE
DIMENSIONS: INCHES [METRIC]
UNLESS OTHERWISE SPECIFIED
TOLERANCES ARE $\pm 0.005 [0.13]$
ANGLES ARE $\pm 1^\circ$
SHEET NO. 1 OF 1



Bel Stewart Connector

11118 Susquehanna Trail South
Glen Rock, PA 17327-9199
(717) 235-7512 Fax: (717) 235-7954 <http://www.stewartconnector.com>

TITLE: FOUR CONTACT, SIX POSITION UNSHIELDED MICRO JACK	
DRN BY: LKE	DATE 8-24-95
APPD BY: RJ	DATE 8-24-95
DWG NO. CT700011	REV. A4

AutoCAD

REV: 7/3/03